



Texas Department of Motor Vehicles

HELPING TEXANS GO. HELPING TEXAS GROW.

Registration and Title System

**Point of Sale
County Release Notes**

Release 9.6.2

05/16/2020

Contents

1	Defects Fixed in RTS POS 9.6.2	4
---	--------------------------------------	---

About the Release

These Release Notes contain information about new features, enhancements, and reported issues resolved in this release of the Registration and Title System Point of Sale (RTS POS).



For more information about the RTS POS, refer to the **Online Help** and to the original Release Notes on the RTS Refactoring Resources page of the TAC Hub (www.txdmv.gov/tax-assessor-collectors).

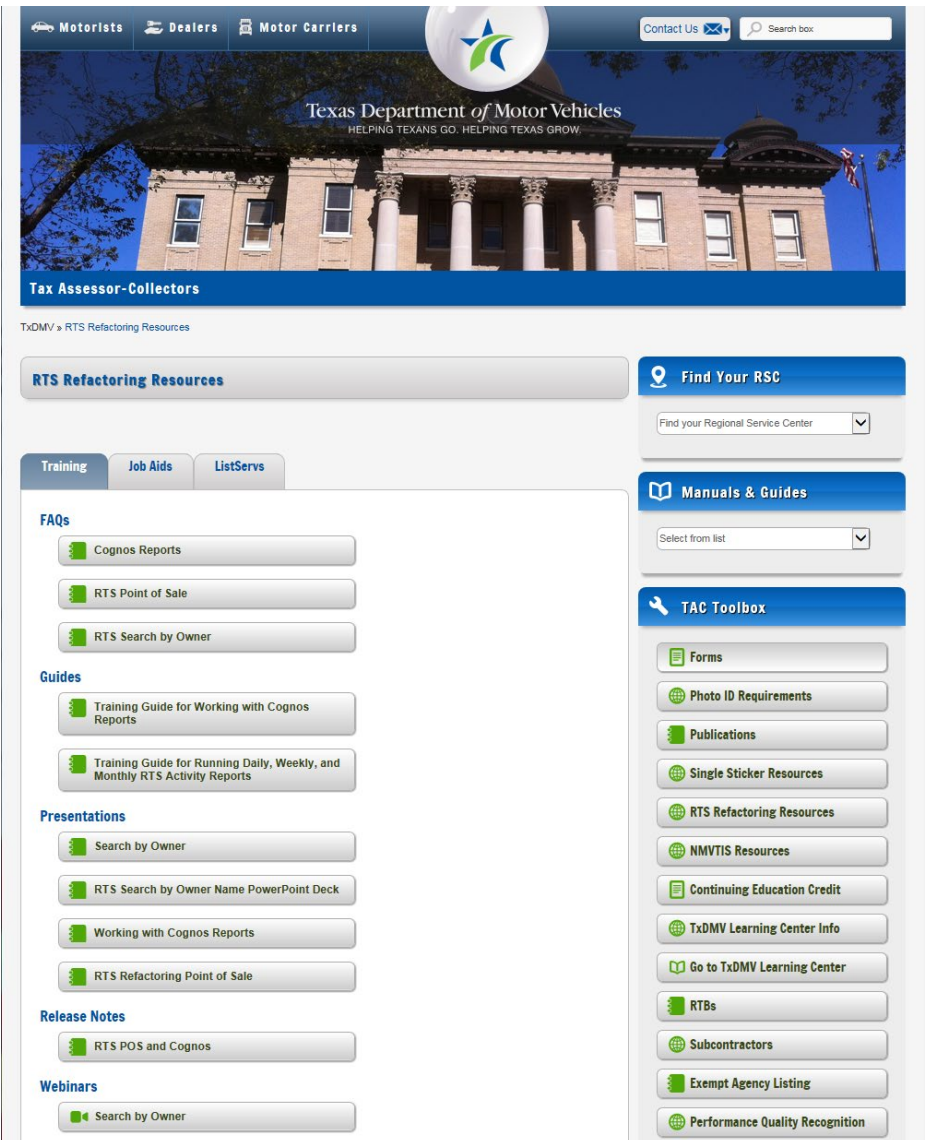
RTS POS Overview

The refactored RTS POS is a web-based application designed to process vehicle registrations, titles, and

temporary permits for Texas motorists through a series of web pages. The RTS POS system provides functions for cash accounting, funds allocations, and a full audit trail along with inventory control for license plates, windshield/plate stickers and temporary permits.

The RTS POS application displays when you log in to the RTS workstation.

To display reference information about using the RTS POS, click  in the upper right corner of the web browser to minimize the application and click the  RTS Refactoring Help icon on your desktop.



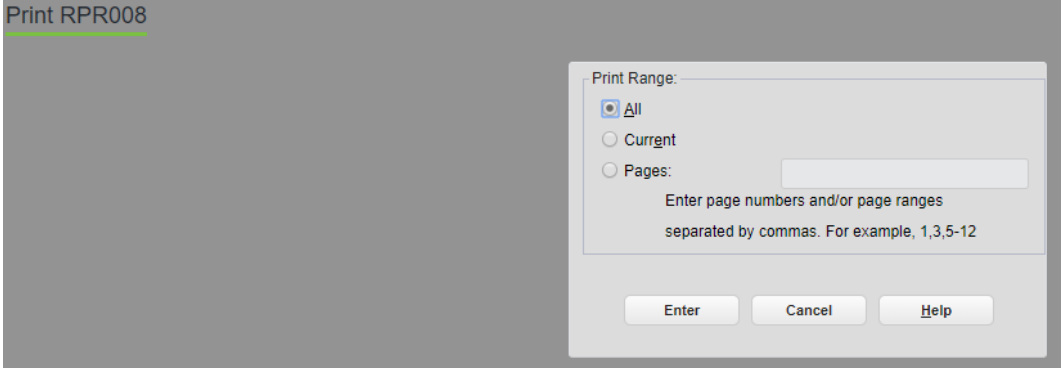
The RTS Refactoring Resources page (on the TAC Hub) displays FAQ documents composed of questions submitted by the county tax offices, as well as materials presented during RTS POS webinars (including the training guides, slide decks for presentations, and other recorded webinar sessions). The original Release Notes are also available on this page.

Click the **Job Aids** tab to locate important quick references to help you log in and work with the RTS POS.

When logged into the RTS POS, you can get specific application level help by clicking the Help button on the page you are viewing or the entire user assistance web site by selecting **Help > User Guide** on the main page action bar.

NOTE: It is important to visit this Resources page frequently for updates and new materials.

1 Defects Fixed in RTS POS 9.6.2

24228	<p>Previous: When an Employee Training Report (Preview Report RPR000) is selected to print, it only printed a blank page.</p> <p>Change: The Permission Fulfillment Report prints when the print button is selected on the Print RPR008 screen.</p>  <p>Print RPR008</p>
-------	--