



Texas Department *of* Motor Vehicles

HELPING TEXANS GO. HELPING TEXAS GROW.

## **Registration and Title System**

**Point of Sale System  
Headquarters and Regional Services Centers  
Release Notes**

**Release 9.6.0**

**03/21/2020**

# Contents

1 Defects Fixed in RTS POS 9.6..... 4

## About the Release

These Release Notes contain information about new features, enhancements, and reported issues resolved in this release of the Registration and Title System.



For more information about the RTS Release, refer to the **Online Help** and to the Release Notes on the **RTS Refactoring Resources page** of the TAC Hub ([www.txdmv.gov/tax-assessor-collectors](http://www.txdmv.gov/tax-assessor-collectors)).

## RTS POS Overview

The refactored RTS POS is a web-based application designed to process vehicle registrations, titles, and temporary permits for Texas motorists through a series of web pages. The RTS POS application provides functions for cash

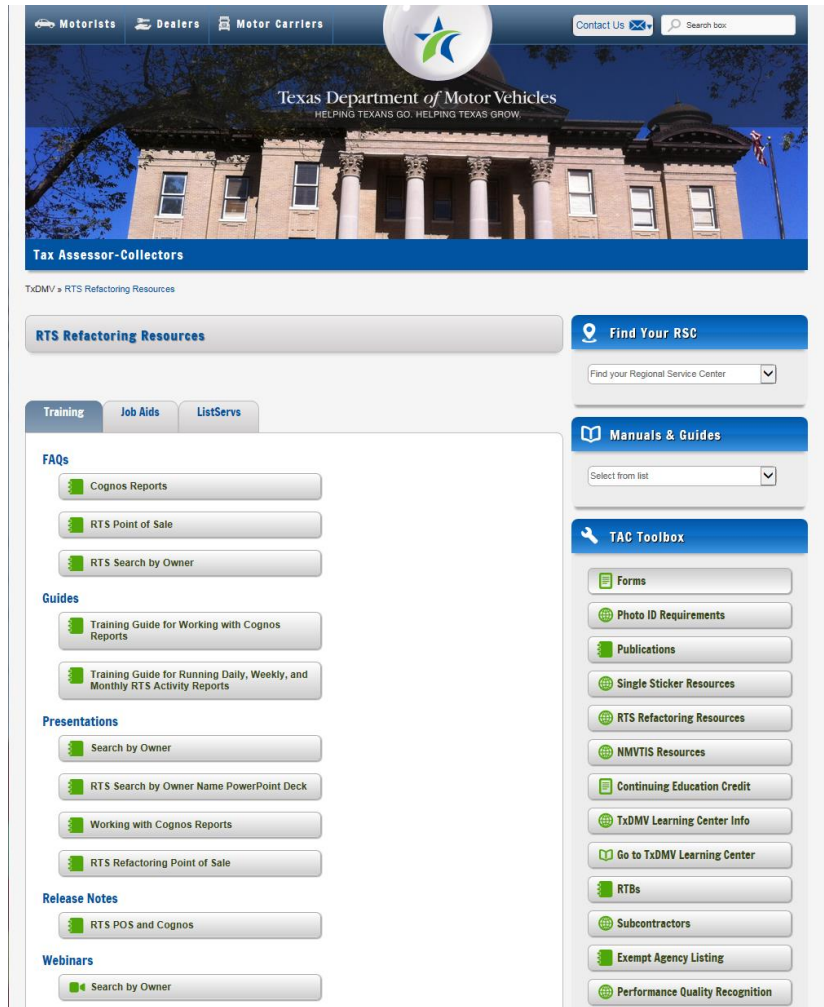
accounting, funds allocations, and a full audit trail along with inventory control for license plates, windshield/plate stickers, and temporary permits.

The RTS POS application displays when you log in to the RTS workstation.

To display reference information about using the RTS POS, click  in the upper right corner of the web browser to minimize the application and click the  RTS Refactoring Help icon on your desktop.

The RTS Refactoring Resources page (on the TAC Hub) displays FAQ documents composed of questions submitted by the county tax offices, as well as materials presented during RTS POS webinars (including the training guides, slide decks for presentations, and other recorded webinar sessions). The original Release Notes are also available on this page.

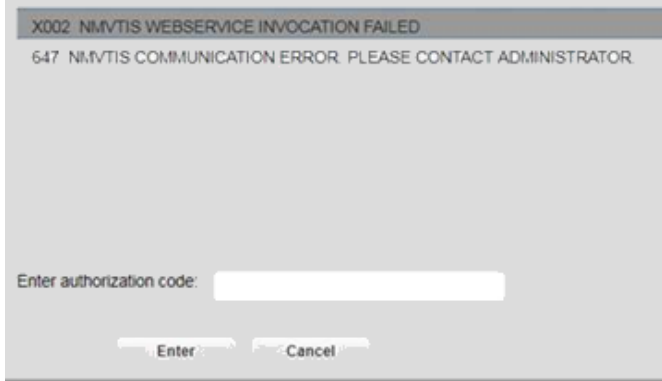
Click the **Job Aids** tab to locate important quick references to help you log in and work with the RTS POS.



When logged into the RTS POS, you can get specific application level help by clicking the Help button on the page you are viewing or the entire user assistance web site by selecting **Help > User Guide** on the main page action bar.

**NOTE:** It is important to visit this Resources page frequently for updates and new materials.

## 1 Defects Fixed in RTS POS 9.6.0

22169	<p><b>Previous:</b> When RTS received either a connection error or an SSL Certificate error with the NMVTIS Webservice, the system failed in the CCO event after the first attempt. The connection between the server and the application fails after several attempts.</p> <p><b>Change:</b> The RTS application generates a message after three failed attempts. The message displays as "X002 NMVTIS WEBSERVICE INVOCATION FAILED."</p>  <p><b>WebService Error Message</b></p>
-------	--