



Texas Department of Motor Vehicles

HELPING TEXANS GO. HELPING TEXAS GROW.

Registration and Title System

**Point of Sale
County Release Notes**

Release 9.9.0

12/14/2020

Contents

1	Enhancements in RTS POS 9.9.0	4
---	-------------------------------------	---

About the Release



These Release Notes contain information about new features, enhancements, and reported issues resolved in this release of the Registration and Title System Point of Sale (RTS POS).

For more information about the RTS POS, refer to the **Online Help** and to the Release Notes are located under the Release Notes & Support tab on the TAC Hub (www.txdmv.gov/tax-assessor-collectors).

RTS POS Overview

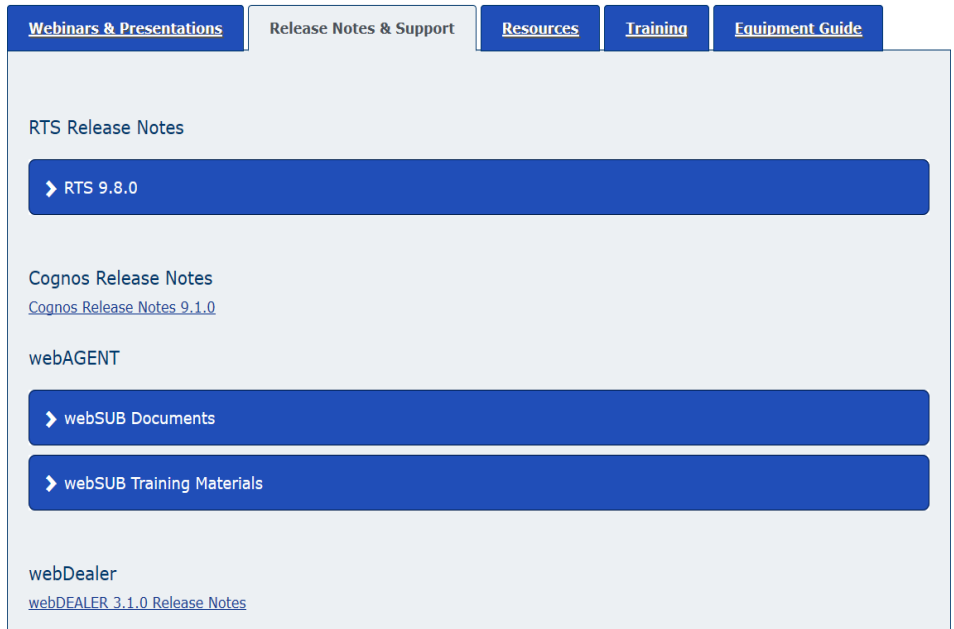
The refactored RTS POS is a web-based application designed to process vehicle registrations, titles, and temporary permits for Texas motorists through a series of web pages. RTS POS provides functions for cash accounting, funds allocations, and a full audit trail along with inventory control for license plates, windshield/plate stickers, and temporary permits.

The RTS POS application displays when you log in to the RTS workstation.

To display reference information about using the RTS POS, click  in the upper right corner of the web browser to minimize the application and click the  RTS Refactoring Help icon on your desktop.

The RTS Refactoring Resources page (on the TAC Hub) displays FAQ documents composed of questions submitted by the county tax offices, as well as materials presented during RTS POS webinars (including the training guides, slide decks for presentations, and other recorded webinar sessions). The original Release Notes are also available on this page.

Click the **Job Aids** tab to locate important quick references to help you log in and work with the RTS POS.



The screenshot shows a navigation menu with the following structure:

- Webinars & Presentations
- Release Notes & Support (selected)
- Resources
- Training
- Equipment Guide

Under the 'Release Notes & Support' tab, the following items are listed:

- RTS Release Notes
 - RTS 9.8.0
- Cognos Release Notes
 - Cognos Release Notes 9.1.0
- webAGENT
 - webSUB Documents
 - webSUB Training Materials
- webDealer
 - webDEALER 3.1.0 Release Notes

When logged in to the RTS POS, you can get specific application level help by clicking Help on the page you are viewing or the entire user assistance web site by selecting **Help > User Guide** on the main page action bar.

NOTE: It is important to visit this Resources page frequently for updates and new materials.

1 Enhancements in RTS POS 9.9.0

488	<p>Previous: A Closed County Sales Tax report did not exist in Cognos for county users to generate and view the sales tax amounts collected by other counties on their behalf when their county was closed.</p> <p>Change: A county user can generate a Closed County Sales Tax report in Cognos, so they can view the sales tax amounts collected by other counties on their behalf when their county was closed.</p>
-----	--

22133	<p>Previous: RTS defaults the odometer reading to EXEMPT when a vehicle is 10 years old or older and prevents the ability for a user to enter an odometer reading or change the odometer brand.</p> <p>Change: Effective January 1, 2021, a vehicle with a model year of 2011 or newer will not become exempt until the vehicle is 20 years old. A 2011 model year vehicle will not become exempt until January 1, 2031, a 2012 model year vehicle will not become exempt until 2032, and so on. RTS will require an odometer reading and brand to be entered and will not allow the vehicle to be marked as EXEMPT. RTS will continue to default the odometer reading to EXEMPT for 2010 model year and older vehicles, vehicles that were previously exempted, and vehicles with a gross vehicle weight greater than 16,000 pounds.</p> <p>If a 2011 model year vehicle is issued an out of state title that records the mileage as exempt, the odometer reading should be captured at the time of title application and the odometer brand recorded as Not Actual Mileage. Vehicles with odometer brands recorded as Not Actual Mileage or Exceeds Mechanical Limits will remain on the vehicle record, even after the vehicle meets odometer exemption requirements.</p>
25169	<p>Previous: The personalization fee for plates is \$40 per year per vehicle. \$38.75 was deposited/credited to the General Revenue Fund and \$1.25 was deposited/credited to the TxDMV Fund.</p> <p>Change: RTS has updated the account item code SPL0090C so all personalization fees charged for vehicles per year will be deposited/credited to the \$40 personalization fee revenue.</p>

<p>25320</p>	<p>Previous: An Export Only brand was not reported to the National Motor Vehicle Title System (NMVTIS) when a salvage or nonrepairable vehicle was sold for export only. These vehicles were marked with the Export Only remark on the vehicle record and reported with a Junk brand to NMVTIS.</p> <p>Change: A new NMVTIS brand code 56 - Export Only Vehicle will be reported to NMVTIS for salvage and nonrepairable vehicles sold for export only. The vehicle record will continue to include the Export Only remark and NMVTIS will receive both the Junk brand code 08 and the new brand code 56.</p> <p>The NMVTIS Inquiry Error Report will show an error if NMVTIS returns a brand code 56 for a salvage or nonrepairable vehicle. These transactions should be sent to the NMVTIS HelpDesk.</p>
<p>25550</p>	<p>Previous: County users did not have the option to download reports to the local computer. They were only able to print the reports on the printer located in the office.</p> <p>Change: A County user can download reports in a PDF at their computer and review the reports without having to print the reports.</p> <p>When a user selects a report and clicks the "Save as PDF" button, the reports will download into the PDF format.</p>

26197	<p>Previous: When a customer renews registration late at the county, they were only able to renew for the current registration period.</p> <p>Change: COVID-19 is an invalid reason for vehicle registration being renewed late if the vehicle has been operated. The vehicle will be registered for a full 12 months and the month of expiration will remain the same. To avoid having a customer make another trip to the county, we are allowing customers to renew for the subsequent period when registration is in the renewal window for the next registration period.</p> <p>A customer will be able to renew expired registration with a passing vehicle inspection. If a vehicle registration expired in January 2020 and the customer renews the registration 11 months late in December 2020, the new registration sticker will expire in January 2021. The customer can opt to renew the registration for two periods since they are in the renewal window, and the registration sticker issued would expire in January 2022. Fees will be doubled, except for the P&H Fee as one sticker will be issued to the customer.</p>										
26423	<p>Previous: The Lone Star Carbon Fiber specialty license plate did not exist in RTS and IVTRS.</p> <p>Change: The Lone Star Carbon Fiber specialty license plate is available for the following Registration Classes.</p> <table border="1" data-bbox="358 1318 1036 1524"> <tr> <td>25, 26</td> <td>Passenger</td> </tr> <tr> <td>35, 36</td> <td>Truck</td> </tr> <tr> <td>20, 22</td> <td>Moped, Motorcycle</td> </tr> <tr> <td>37, 38</td> <td>Trailer, Travel Trailer</td> </tr> <tr> <td>28, 41</td> <td>Private Bus</td> </tr> </table>	25, 26	Passenger	35, 36	Truck	20, 22	Moped, Motorcycle	37, 38	Trailer, Travel Trailer	28, 41	Private Bus
25, 26	Passenger										
35, 36	Truck										
20, 22	Moped, Motorcycle										
37, 38	Trailer, Travel Trailer										
28, 41	Private Bus										


27079	<p>Previous: The Sickle Cell Disease Awareness specialty license plate did not exist in RTS and IVTRS.</p> <p>Change: The Sickle Cell Disease Awareness specialty license plate is available for the following Registration Classes.</p> <table border="1" data-bbox="358 474 1037 674"> <tr> <td>25, 26</td> <td>Passenger</td> </tr> <tr> <td>35, 36</td> <td>Truck</td> </tr> <tr> <td>20, 22</td> <td>Moped, Motorcycle</td> </tr> <tr> <td>37, 38</td> <td>Trailer, Travel Trailer</td> </tr> <tr> <td>28, 41</td> <td>Private Bus</td> </tr> </table>	25, 26	Passenger	35, 36	Truck	20, 22	Moped, Motorcycle	37, 38	Trailer, Travel Trailer	28, 41	Private Bus
25, 26	Passenger										
35, 36	Truck										
20, 22	Moped, Motorcycle										
37, 38	Trailer, Travel Trailer										
28, 41	Private Bus										
27172	<p>Previous: The Zeta Phi Beta specialty license plate did not exist in RTS and IVTRS.</p> <p>Change: The Zeta Phi Beta specialty license plate is available for the following Registration Classes.</p> <table border="1" data-bbox="358 961 1037 1161"> <tr> <td>25, 26</td> <td>Passenger</td> </tr> <tr> <td>35, 36</td> <td>Truck</td> </tr> <tr> <td>20, 22</td> <td>Moped, Motorcycle</td> </tr> <tr> <td>37, 38</td> <td>Trailer, Travel Trailer</td> </tr> <tr> <td>28, 41</td> <td>Private Bus</td> </tr> </table>	25, 26	Passenger	35, 36	Truck	20, 22	Moped, Motorcycle	37, 38	Trailer, Travel Trailer	28, 41	Private Bus
25, 26	Passenger										
35, 36	Truck										
20, 22	Moped, Motorcycle										
37, 38	Trailer, Travel Trailer										
28, 41	Private Bus										
CSB-23	<p>Previous: County users did not have an RTS environment to be used for practicing RTS registration and title transactions as a training tool.</p> <p>Change: RTS Practice and Learn (RTS PAL) will allow County users to practice registration and title transactions in a User Acceptance Test (UAT) environment outside of production. All existing county users will automatically be granted access to the RTS PAL system. County users will be provided a set of practice records to be shared among all county tax offices for training. A document identifying the practice records will be provided to the county tax offices at a later date.</p>										

County users will access the RTS PAL environment from their desktop from the following icon:

NOTE: Effective January 1, 2021 the RTS PAL icon will be visible. A memo will be sent out at a later date to county users with more thorough access instructions to the RTS PAL environment.



The RTS Practice and Learn (RTS PAL) label notifies users they are in the practice environment.



Features that are not available in RTS PAL include:

- Transactions will not update vehicle records
- Training requirements are disabled
 - The Report training button is disabled
 - The Review training button is disabled
- Print Immediate
- Web Dealer
- Web Agent
- Link to MyPlates
- IVTRS
- Printing

The following information concerns initial programming for the digital license plate program. A separate communication detailing the availability of digital license plates will occur prior to the start of the digital license plate program.

<p>DLP-13, 14, 50, 57 & 58</p>	<p>Previous: Digital License Plates are a new technology not previously available in Texas. Customers wanting information on digital license plates may visit www.reviver.com.</p> <p>Change: The 86th Legislature passed Senate Bill (SB) 604 requiring the TxDMV to adopt rules to allow a registered vehicle to be equipped with a digital license plate that is placed on the rear of the vehicle if the vehicle is part of a commercial fleet, owned or operated by a government entity, or is not a passenger vehicle.</p> <p>A vehicle registered with a digital license plate must continue to display a metal license plate on the front of the vehicle, if the vehicle is required to have two license plates. Vehicles with a windshield are not required to display a sticker on the vehicle and printing of windshield stickers will be suppressed at time of issuance.</p>
------------------------------------	--

RTS will determine if the vehicle is eligible for a digital license plate. At this time, a digital license plate may only be displayed on fleet vehicles (except for apportioned, combination, and forestry vehicles), governmental vehicles with exempt registration, and vehicles that are not passenger vehicles.

RTS POS changes include the following:

- A new checkbox indicator will be pre-selected if the vehicle has a digital license plate installed by the vendor. The checkbox gives a visual indication of the digital license plate and is disabled on the REG039 and TTL008 screens.

Select if needed:

Communication Impediment

New Plates Desired

Charge Fee

Plate to Owner Transfer

Charge Add'l Token Trailer Fee

Verified Heavy Vehicle Use Tax

Diesel

Charge Registration Emissions Fee

Exempt

Verified Tow Truck Certificate

Digital License Plate

Select for expired registration:

Valid Reason Invalid Reason

Citation/Charge Penalty

Enter if apprehended:

Apprehended Funds County No:

Effective Mo/Yr of Correction:

Select if needed:

Check if applicable:

Charge Title Fee

Charge Title TERP Fee

Charge Rebuilt Salvage Fee

Charge Registration Transfer Fee

Charge Regis Emission Fee

Survivorship Rights

Private Law Enforcement Vehicle

Plate to Owner Transfer

New Plates Desired

Digital License Plate

Special Examination Needed

Beneficiary

Charge Add'l Token Trailer Fee

Verified Heavy Vehicle Use Tax

VIN Certification Waived

DOT Proof Required

Manufacturer Buyback

Buyer Tag

Communication Impediment

Diesel

Flood Damage

Reconstructed

Add'l Evidence Surrendered

Government Owned

Exempt

ETitle

Verified Tow Truck Certificate

Dealer Closure

Select rebuilt salvage choice:

Not Rebuilt

Rebuilt Salvage - 75-94% Loss

Rebuilt Salvage - Issued By

Rebuilt Salvage - Loss Unknown

Rebuilt Salvage - 95% Plus Loss

State/Country:

Enter if apprehended:

Apprehended Funds County No:

Select tire type:

Pneumatic

Solid

- The digital license plate indicator will be removed automatically when the following transactions occur:
 - Salvage transactions
 - TTL030 – Legal Restraint, Exported Title
 - TTL028 – Vehicle Junked
 - TTL029 – Title Surrendered
 - TTL014 – Crushed Date
 - REG005 – Cancel Registration
 - TTL002 – New Title
- Hard stops will require override authorization for vehicles with a digital license plate in the following events:
 - Renew
 - Exchange

Registration: Plate: LKZ1807 Age: 2 Expires: 10 / 2020 Class: PASSENGER-LESS/EQL 6000 Type: PASSENGER-TRUCK PLT Org: County: 21 BRAZOS		Owner: Id: <div style="background-color: red; color: white; padding: 2px;">YOON SUNG CHOI</div> WOO SEOK KIM	
Vehicle: 2018 FORD LL EXP 1FM5K7DH7JGC56973 US DOT No: <input type="text"/> Major Color: <input type="text" value="WHITE"/> <input type="button" value="v"/> Minor Color: <input type="text"/> <input type="button" value="v"/> Body VIN: Class: PASS Odometer: 9 Trlr Type: Length:		Document: Document No: 28695343568009054 Issued: 04/29/2019 REGULAR TITLE	
Weight: Empty: 4500 Capacity: 0 Gross: 4500		Insurance: Verified	
Document Details: ACTUAL MILEAGE PAPER TITLE E-TITLE PRINT DATE: [04/29/2019] H DIGITAL LICENSE PLATE			
Select if needed: <input type="button" value="Lien(s)"/> <input type="button" value="Owner Address"/> <input type="button" value="Additional Information"/> <input type="button" value="Special Plate Information"/>			
<input type="button" value="Enter"/> <input type="button" value="Cancel"/> <input type="button" value="Help"/>			

H DIGITAL LICENSE PLATE

Enter authorization code:

- This release will not programmatically collect the digital license plate Administrative Fee of \$95; therefore, the fee must be collected using the Additional Collections event under the fee description "DLP ADMIN FEE." A future RTS release will allow for the automated collection of the Administrative Fee.

Minimum Exp. Month/Year: 10/2021 Maximum Exp. Month/Year: 10/2021

Minimum fee total: \$71.00 Maximum fee total: \$71.00

Enter Expiration Month and Year (MM/YYYY):

This reflects 12 months of registration.

Fees Description	Item Price
WINDSHIELD STICKER	\$50.75
REG FEE-DPS	\$1.00
CNTY ROAD BRIDGE ADD-ON FEE	\$7.00
INSPECTION FEE-1YR	\$7.50
PROCESSING AND HANDLING FEE	\$4.75

Transaction Total: \$71.00

Enter Cancel Help

A "Digital License Plate" remark will print on the receipt if applicable.

COUNTY: ANDREWS TAC NAME: ROBIN HARPER EFFECTIVE DATE: 11/09/2020
 PLATE NO: LK21807 EMPLOYEE ID: KHABREL EXPIRATION DATE: 10/2021
 DOCUMENT NO: 28695343548009054 TRANSACTION ID:

OWNER NAME AND ADDRESS
 YOON SUNG CHOI
 700 SEOK KIM
 3708 OLDFORD LANE
 COLLEGE STATION, TX 77845

REGISTRATION CLASS: PASSENGER-1255/EQL 6000
 PLATE TYPE: PASSENGER-TRUCK PLT
 ORGANIZATION:
 STICKER TYPE: WS

PREVIOUS PLATE NO: VEHICLE CLASSIFICATION: PASS
 VEHICLE IDENTIFICATION NO: 1FMSK7D7J0C56573
 YR/MAKE: 2018/FORD MODEL: EXP BODY STYLE: LL UNIT NO:
 EMPTY WT: 4500 CARRYING CAPACITY: 0 GROSS WT: 4500
 BODY VEHICLE IDENTIFICATION NO: TRAVEL TRAIL LENGTH: 0

INVENTORY ITEM(S)	YR	FEE ASSESSED		
WINDSHIELD STICKER	2021	WINDSHIELD STICKER	\$	50.75
		REG FEE-DPS	\$	1.00
		CITY ROAD BRIDGE ADD-ON FEE	\$	7.00
		INSPECTION FEE-1YR	\$	7.50
		PROCESSING AND HANDLING FEE	\$	4.75
		TOTAL	\$	71.00

VEHICLE RECORD NOTATIONS
 ACTUAL MILEAGE
 PAPER TITLE
 MAJOR COLOR: WHITE
 DIGITAL LICENSE PLATE

- Additional Collections Example

County Name: ANDREWS
 County No: 2

Select Fee Description Qty: Total Price:

DLP ADMIN FEE 1 \$ 95.00

Fee Descriptions	Qty	Total
DLP ADMIN FEE	1	95.00

Total: \$ 95.00

Reason: COLLECT DLP ADMIN FEE

Enter Cancel Help

A "Digital License Plate" remark will display on a vehicle inquiry if applicable.

Registration: Plate: LKZ1807 Age: 2 Expires: 10 / 2020 Class: PASSENGER-LESS/EQL 6000 Type: PASSENGER-TRUCK PLT Org: County: 21 BRAZOS		Owner: Id: YOON SUNG CHOI WOO SEOK KIM	
Vehicle: 2018 FORD LL EXP 1FM5K7DH7JGC56973 US DOT No: <input type="text"/> Major Color: <input type="text" value="WHITE"/> Minor Color: <input type="text"/> Body VIN: Class: PASS Odometer: 9 Trlr Type: Length:		Document: Document No: 28695343568009054 Issued: 04/29/2019 REGULAR TITLE	
Weight: Empty: 4500 Capacity: 0 Gross: 4500		ACTUAL MILEAGE PAPER TITLE E-TITLE PRINT DATE: [04/29/2019] DIGITAL LICENSE PLATE	
Insurance: Verified		Select if needed: <input type="text" value="Lim(s)"/> <input type="button" value="Owner Address"/> <input type="button" value="Additional Information"/> Special Plate Information	
<input type="button" value="Enter"/> <input type="button" value="Cancel"/> <input type="button" value="Help"/>			