



# ACTIVITIES AND FUNDS REPORT

## MOTOR VEHICLE CRIME PREVENTION AUTHORITY

Fiscal Year 2022



PREPARED FOR THE TEXAS LEGISLATURE APRIL 1, 2023



Texas Department of Motor Vehicles



ASSISTANT CHIEF  
MIGUEL "MIKE" RODRIGUEZ, JR  
PRESIDING OFFICER

**Law Enforcement Representative**

KATHERINE 'KIT' B. WHITEHILL

**Insurance Consumer Representative**

REBECCA CANTU-SERRANO

**Insurance Consumer Representative**

CHARLA BROTHERTON

**Insurance Representative**

DEAN SMITH

**Insurance Representative**

LIEUTENANT JULIO C. GONZALEZ

**Law Enforcement Representative**

COLONEL STEVEN C. MCCRAW  
DESIGNEE: MAJOR SHARON JONES

**Ex-Officio, Department of Public Safety**

---

JOE CANADY

**MVCPA Director**

Phone: (512) 465-4012 Email: [Joe.Canady@txdmv.gov](mailto:Joe.Canady@txdmv.gov)





April 1, 2023

Dear Honorable Lieutenant Governor Patrick and Honorable Speaker Phelan,

The Motor Vehicle Crime Prevention Authority (MVCPA or Authority) submits the following annual report, as required by statute, detailing the Authority's activities. This year marks the 30th anniversary of the first taskforce grants issued in 1993. The report shows that the dedicated investigators in MVCPA taskforces across the state continue to recover stolen vehicles, make arrests, and protect Texans and their property. The MVCPA is committed to continuing its operations and coordinating with other local, state, and federal agencies to ensure our borders are safer and that all available resources are used to address motor vehicle crimes throughout the state.

The MVCPA grants issued during the year supported specialized investigators, equipment, and statewide coordination to combat motor vehicle crime. The MVCPA taskforces continued to identify and address priorities of motor vehicle crime which included the theft of catalytic converters. During Fiscal Year 2022, the Harris County Sheriff's Office Auto Theft Taskforce suffered a tremendous loss when one of its own was killed while attempting to prevent the theft of a catalytic converter. MVCPA funding allowed multiple agencies in the Houston area to come together and work as a team to disrupt and shut down organized criminal organizations involved in catalytic converter crimes.

MVCPA taskforces maintained a presence in the state's ports and along the border to prevent stolen vehicles from being transported out of the State of Texas and from being utilized by the Cartels for illegal operations in Mexico including counterattacks against the Mexican military. The level of fraud used by criminal organizations to conceal the identity of stolen vehicles presents a challenge for officers to identify when vehicles may have altered vehicle identification numbers and other identifying labels. MVCPA funding allowed for the training of specialized investigators who have become experts in the identification of stolen vehicles and commercial motor vehicles being used for the transportation of illegal aliens, firearms, and drugs. These investigators use automatic license plate readers, conduct bridge and port inspections, and coordinate with other local, state, and federal law enforcement agencies to identify stolen and cloned vehicles used in the commission of crimes.

The MVCPA-related insurance fee generated \$110 million in state revenue for FY22, and the Authority appropriated \$14.9 million to ensure citizens receive a positive return to the insurance fees paid.

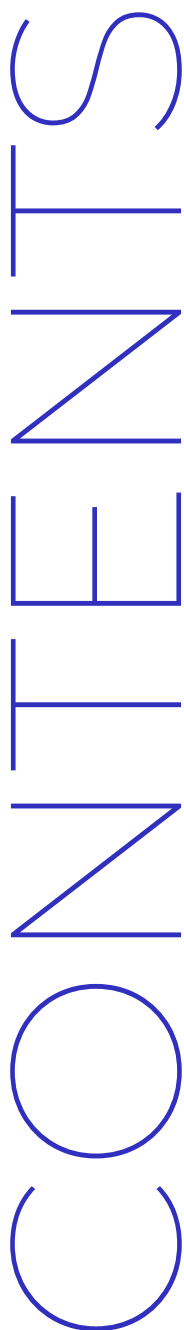
Thank you for your attention to this report and for the support you have shown the MVCPA program. I look forward to continuing working with you to ensure this valuable law enforcement enterprise performs as expected and has the resources needed to protect the citizens of Texas.

A handwritten signature in black ink, appearing to be "MR", is located at the bottom left of the page.

**Laredo Assistant Chief of Police Miguel 'Mike' Rodriguez, Jr.**  
**Presiding Officer MVCPA**



# Table of Contents



Executive Summary.....	01
MVCPA at a Glance.....	03
MVCPA Strategic Goals.....	07
FY2022 Activities Report.....	09
Performance Measures.....	10
Law Enforcement Activities.....	17
Border Security.....	27
Training and Professional Development.....	30
Educating the Public.....	31
Insurer Refunds.....	35
FY 2022 Funds Report.....	37
Funds Collected.....	38
Funds Appropriated.....	39
Funds Spent.....	40
Grants Awarded.....	41
Border Security Designated Grants.....	42
Grantee Expense and Obligation Detail.....	43
Rapid Response Strikeforce Grants.....	45
Law Enforcement Support Grants.....	46





Created in 1991, the Motor Vehicle Crime Prevention Authority (MVCPA) has become an integral part of and an invaluable resource to Texas Law Enforcement. In 2023, MVCPA will celebrate the **30th anniversary** of the first grants issued in 1993.

The vision of the MVCPA is to empower local law enforcement agencies and communities to combat and prevent motor vehicle theft, motor vehicle burglary, and fraud related-motor vehicle crime so that all Texans will be free from harm and loss caused by these types of crime. Motor vehicle crime has real debilitating effects on people's lives. The losses of nearly 2 billion dollars each year is staggering. To combat these losses, MVCPA funded 24 law enforcement taskforces composed of 130 law enforcement agencies throughout the state.

MVCPA also provided funding to 40 law enforcement agencies for the purchase or lease of Automatic License Plate Readers in 2022. This Fiscal Year (FY) 2022 activities and funds report was prepared to inform the Texas Legislature of the status of the MVCPA and of the efforts and activities of the statewide network to reduce motor vehicle crimes as required by statute (see Transportation Code §1006.101).

In FY22, the state collected \$110 million in fees from insurers. The Legislature appropriated \$14.98 million to MVCPA in the same year. This funding level represented 13.6% of the amount collected by the state and was below the 20%, or \$22 million, designated by Transportation Code §1006.153 (e). Not receiving the full statutory funding diminishes MVCPA's ability to support the growing needs of local police departments and sheriff's offices. Criminal organizations work to find new ways to prey on individuals, businesses, and government agencies. They adapt to changes in statutes, values of vehicles and parts, and government process. In FY22 the prices of catalytic converter components increased, and the theft of catalytic converters became a priority. Criminals have become more violent, especially when attempting to steal catalytic converters. The increase in violent crimes have resulted in the death of innocent victims and in one case the death of an MVCPA taskforce investigator trying to prevent the theft of a catalytic converter from his personal vehicle.

MVCPA funding allows local police departments and sheriff's offices to increase resources available in communities to work together in combatting statewide motor vehicle crime. The MVCPA grants provide for: salaries, specialized equipment, training to combat these crimes, ways to educate their citizens how to prevent these crimes, increased border security, and the tools necessary to prevent stolen vehicles from crossing international borders into Mexico or into other countries through seaports.



## INSURANCE FEE COLLECTED

Fiscal Year	Fee Collected By MVCPA	Amount Appropriated to MVCPA	Difference
2021	\$104,926,218	\$12,835,851*	\$92,090,367
2022	\$110,180,192	\$14,979,605*	\$95,200,587
Two-Year Total	\$215,106,410	\$27,815,456	\$187,290,954


## VISION STATEMENT

The Motor Vehicle Crime Prevention Authority exists to empower local law enforcement agencies and communities to combat and prevent statewide motor vehicle crime.

## Governance

MVCPA is comprised of 6 Governor appointees and the Director of Public Safety of the Texas Department of Public Safety (DPS). The governor appoints 2 representatives from each of the following groups: consumers of insurance, writers of insurance and law enforcement. MVCPA is administratively attached to the Texas Department of Motor Vehicles (TxDMV). MVCPA has an agreement with TxDMV to separate the policymaking responsibilities of the authority and the management responsibilities of the department.

## TxDMV Full Time Employees (FTEs) for MVCPA Program



## Total Administrative Costs Percent


4.3 %

FY22 Funds Collected by the state from \$4 fee on motor vehicles covered by insurance.



\$110.2  
million

FY22 Appropriation



\$14,979,605

FY22 Registered Vehicles as of 8/31/2022 – TxDMV



25.6 million

Calendar Year (CY) 2022 Motor Vehicle Thefts

98,705

CY2022 Burglary from a Motor Vehicle and Theft of Parts

220,912



//

CY2022 Losses from  
Motor Vehicle  
Burglary and Theft

**\$2.4  
Billion**

FY22 Arrests for Motor Vehicle Theft by grant funded investigators	2,544
FY22 Arrests for Burglary of Motor Vehicle by grant-funded investigators	632
FY22 Arrest for Fraud-Related Motor Vehicle Crimes by grant-funded investigators	119
FY22 Recovered Stolen Vehicles by grant-funded investigators	12,497
FY22 Vehicle Identification Number (VIN) (68A) Inspections for Texas title transactions by grant-funded investigators	28,582
FY22 Other VIN Verification Inspections to confirm identify of vehicles	25,671
FY22 Number of vehicles inspected at international bridges and outbound ports	5,155

## Mission Statement

All Texans free from harm and loss caused by motor vehicle crime.

## Philosophy

The Texas Motor Vehicle Crime Prevention Authority is an evidence-based, strategy-driven, and community-centric network that supports regional taskforces, improves coordination, deploys equipment, and provides clear messaging with a goal to combat and end motor vehicle crime. The Authority seeks to support regional and state law enforcement responses to obtain the best outcomes for Texas and its citizens.

## Strategic Goals

01

Performance-Driven Law Enforcement.

02

Reduce crime through optimized services and innovation.

03

Community-centric.

04

Effective Fee Generation.





---

# ACTIVITIES REPORT

# 2022

# PERFORMANCE MEASURES

## Statutory Measures

Grants are issued from MVCPA appropriations to fund police and sheriff taskforces combating motor vehicle crime and financial losses associated with these crimes to Texas, its citizens, and businesses. Texas Transportation Code Section 1006.151 requires MVCPA to track performance measures associated with its grant program. The table below shows the statutory performance measures for FY18 through FY22 reported by grant-funded taskforces:

**Summary of Statewide Statutory Performance Measures**

<b>Motor Vehicle Theft (MVT)</b>						
<b>Activity</b>	<b>FY2018</b>	<b>FY2019</b>	<b>FY2020</b>	<b>FY2021</b>	<b>FY2022</b>	<b>Percent Change</b>
Recovered Stolen Vehicles	11,038	11,678	12,860	11,540	12,497	8.29%
Cleared Motor Vehicle Theft Cases	14,617	13,491	19,258	15,835	9,373	-40.81%
Arrests – Motor Vehicle Theft	3,295	3,257	3,593	3,171	2,655	-16.27%
<b>Burglary of Motor Vehicles (BMV)</b>						
<b>Activity</b>	<b>FY2018</b>	<b>FY2019</b>	<b>FY2020</b>	<b>FY2021</b>	<b>FY2022</b>	<b>Percent Change</b>
Cleared Motor Vehicle Burglary Cases	3,425	2,565	2,419	1,762	2,315	31.39%
Arrests - Burglary of Motor Vehicle	974	930	736	663	632	-4.68%
<b>Fraud-related Motor Vehicle Crime (FRMVC)</b>						
<b>Activity</b>	<b>FY 2018</b>	<b>FY 2019</b>	<b>FY 2020*</b>	<b>FY2021</b>	<b>FY2022</b>	<b>Percent Change</b>
Cleared Cases - FRMVC	NR	NR	134	224	331	47.77%
Arrests - FRMVC	NR	NR	51	78	119	52.56%

\*FRMVC was included as a performance measure by the 87<sup>th</sup> Legislature.

The data in the table above show that funding constraints and the 5% cut last biennium eroded the effectiveness of the taskforces ability to pursue investigations of motor vehicle crimes. Less funds resulted in fewer investigators, less overtime, fewer covert operations, less fuel and investigation supplies, and aging or outdated equipment. MVCPA grant programs had to prioritize more serious and usually more dangerous motor vehicle theft over the other grant allowable activities. The table above shows decreases in most categories despite increases in these crimes. The principal increase has been the relatively new category added in the 86th Legislative session - FRMVC.

# PERFORMANCE MEASURES

## MVCPA Grant Activity Measures

In addition to the statutory performance measures above, MVCPA collects additional grant activity measures to determine the effectiveness of funded taskforces. As shown later in the FY22 Funds Report, almost all grant funds are used to hire, train, and retain specialized motor vehicle crime law enforcement investigators. Taskforces report grant-funded activities to demonstrate their progress and success in combatting motor vehicle crime in their communities and statewide. Below are the numbers reflecting the activity of the police and sheriff taskforces reported in FY 2022:

### Investigation

Motor Vehicle Theft cases presented to prosecutors	3,006
Burglary of Motor Vehicle cases presented to prosecutors	830
Fraud Related Motor Vehicle Crime cases presented to prosecutors	219
Other felony cases identified during MVT and BMV investigations	1,979
Other misdemeanor cases identified during MVT and BMV investigations	604
Number of cases of insurance fraud identified	453
Total of all arrests resulting in cases submitted to prosecutors	4,462

# PERFORMANCE MEASURES

## Human Trafficking

Number of arrests for human trafficking while investigating Motor Vehicle Crime	12
---	----

## Drugs

Number of arrests for Motor Vehicle Crime where drugs were present	246
Pounds of drugs and controlled substances seized	348 pounds

## Illegal Weapons

Number of weapons recovered	335
Value of weapons recovered	\$127,825

## Equipment<sup>1</sup>

Number of units of equipment recovered	394
Value of equipment recovered	\$8,915,182

<sup>1</sup> Equipment is construction, farm tractors, excavators, compressors, lift machines and other items that are vehicles or are transported on trailers.

# PERFORMANCE MEASURES

## Law Enforcement Collaboration and Coordination

*Taskforce investigators assisted outside enforcement agencies by performing part of the investigation or using specialized motor vehicle crime investigative skills as resource. (# of times)*

Assists to all outside agencies	12,873
Assists within their own departments/office	4,503
Assists for other agencies within the grant coverage area	4,762
Assists to TxDMV and Tax Assessor Collector (TAC) investigations	714
Assists to DPS and other state law enforcement criminal investigations	461
Assistance to federal law enforcement investigations	467



# PERFORMANCE MEASURES

## Motor Vehicle Crime Intelligence Gathering and Dissemination

*Criminal conspiracies organized by groups and repeat offenders account for a high volume of motor vehicle crime. Taskforce investigators conduct covert operations and provide regional communication on these groups and repeat offenders.*

Groups (criminal networks) of motor vehicle crime offenders identified operating in taskforce communities	569
Offenders with three or more MVT arrests identified operating in communities	1,421
Number of covert operations conducted	2,577
Number of intelligence gathering /sharing meetings attended by investigators	1,213
Number of crime analysis bulletins written and disseminated by taskforce investigators	2,641
Number of Border Incident Assessment Reports submitted by taskforce investigators to a Regional Joint Operations Intelligence Center	666



# PERFORMANCE MEASURES

## Vehicles Inspected

Vehicles inspected using confidential means (Required for the public to complete certain title transactions at the TxDMV or Tax Assessor-Collector)

28,582

Vehicles inspected at businesses, dealerships, other transactions or looking for stolen vehicles

25,671

## Local Business Operations Support

Number of inspections of licensed businesses related to vehicle enterprise (salvage yards, repair shop, used parts recyclers, used car dealership, salvage rebuilders, etc....)

692



# PERFORMANCE MEASURES

## Technology Dependent Investigations

### Bait Vehicles and Bait Equipment<sup>2</sup>

Bait vehicle deployments	1,070
Number of arrests from bait vehicle deployments	180

### License Plate Readers (LPR)

Number of LPR Deployments by taskforce investigators	4,400
Times those investigators were provided an alert from an LPR. (Note: some agencies have access and get alerts from third-party LPR data providers)	3,223
Number of vehicles recovered from LPR detection	1,691
Number of arrests from LPR detection	134

<sup>2</sup> Bait refers to a vehicle used by law enforcement agencies to capture car thieves or property thieves who steal items from cars. Bait cars are normally purchased and owned by law enforcement agencies and are typically modified with audio/video surveillance technology which can be remotely monitored and controlled. These also use geo-fences and tracking technology



# LAW ENFORCEMENT ACTIVITIES

MVCPA combats statewide motor vehicle crime by grant funding experienced criminal investigators in local law enforcement agencies. MVCPA provides training, communication, intelligence sharing, and networking needed to support and manage the statewide system. The grants also include data collection, intelligence sharing and reporting. The MVCPA funded investigators along with the support that their local agencies provide are extremely effective. Local law enforcement agencies rarely have specialized motor vehicle crime investigators, or the equipment needed without an MVCPA grant-funded program. MVCPA grants, combined with local agency support, results in local law enforcement agencies having highly trained investigators performing specialized motor vehicle crime investigations for their jurisdictions and the State of Texas.

Of the 24 taskforces funded in FY 2022, 10 are single jurisdiction and 14 are multijurisdictional. Taskforces must provide a minimum of 20 percent cash match for all MVCPA grant funds received. However, after years of stagnant and reduced funding, many grant programs provide more than the required 20% cash match. The MVCPA grants incentivize taskforces to use their investigators and equipment in a coordinated effort for the benefit of their region and the entire state. Taskforce investigators routinely work with each other directly across the state and share valuable intelligence during monthly MVCPA webinars. They also hold their own regional law enforcement criminal intelligence sharing meetings about criminal trends and technology used to steal vehicles.

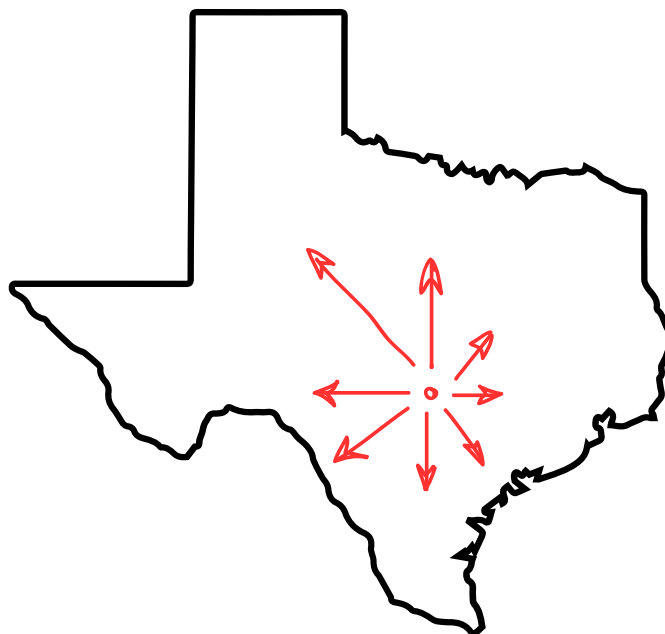
The MVCPA taskforces directly assisted other law enforcement agencies over 12,000 times to investigate crimes tied to motor vehicle crime. The taskforce investigators assisted other law enforcement units (robbery, homicide, narcotics, etc.) within their own agencies an additional 4,500 times. Law enforcement agencies funded by MVCPA collaborate beyond their city or county limits to confront the mobile nature of motor vehicle crimes.

# LAW ENFORCEMENT ACTIVITIES

## Virtual Command Center and Taskforce Intelligence Sharing

In 2022, the MVCPA Board committed to continue coordination of the taskforces using the Motor Vehicle Crime Investigator Virtual Command Center (VCC) on the Federal Bureau of Investigation (FBI) Law Enforcement Enterprise Portal (LEEP). The VCC has seen increased participation and activity with both taskforces and non-taskforce jurisdictions are represented. A good example of jurisdictions participating is the identification of suspects who are fraudulently purchasing vehicles using fictitious driver's licenses with real people's identifying information. Other examples of fraudulent vehicle titles and vehicle identifying information often links crimes together due to similarities in documents.

Additionally, the MVCPA hosts a Motor Vehicle Crime law enforcement intelligence sharing webinar each month. All taskforces, other jurisdictions and the National Insurance Crime Bureau (NICB) also participate and share trends, methods discovered, and criminal actors identified. NICB provides stolen vehicle border crossing intelligence. This is important because of the mobility of criminals committing motor vehicle crimes. Often when new criminal trends are shared, it is a matter of time before it reaches other jurisdictions.



# LAW ENFORCEMENT ACTIVITIES

## Techniques of MVCPA Taskforces

The MVCPA law enforcement taskforces use many techniques to prevent and combat motor vehicle crime. Below is a summary of taskforce techniques and examples to show their activities in FY2022:

### Investigations

MVCPA funded law enforcement officers investigate motor vehicle crimes reported by the public (“reactive”) and monitor and reduce community vulnerabilities to such crimes (“proactive”). All funded investigators work to recover stolen vehicles, arrest perpetrators, and clear open criminal cases as required by the MVCPA statute. Investigators write and examine reports, operate covert investigations, create, and share intelligence bulletins, coordinate with other law enforcement agencies to successfully combat motor vehicle crimes, develop leads and witnesses, identify criminals and their networks and organizations, train/inform other law enforcement officers, support state/federal agencies, coordinate with prosecutors, and develop sources of information from victims, informants and community members.



The **City of Corpus Christi Auto Theft Taskforce** coordinated with their Robbery/Homicide, Property Crimes, and Financial Crimes taskforces to apprehend a dangerous offender who was repeatedly stealing purses from various nail salons while driving a vehicle with a fraudulent license plate. After days of gathering intelligence and raising public awareness regarding the offender, Beeville Police Department notified CCPD that the offender had been apprehended on yet another separate charge. CCPD was then able to serve three additional arrest warrants on the offender while incarcerated.

# LAW ENFORCEMENT ACTIVITIES

## Identify Vehicles

Motor vehicle crime investigators receive specialized training to identify motor vehicles and certain parts of motor vehicles. Manufacturers of vehicles, trailers, equipment, and certain parts follow national and industry standards for marking and maintaining identification of their produced items. Records of these marks and identifications are maintained in databases managed by the National Insurance Crime Bureau. Properly credentialed and MVCPA trained law enforcement investigators use these databases to identify vehicles and to recover vehicles where criminals have worked to remove, conceal, or change the VIN markings.



The Burnet County Auto Theft Taskforce often recovers stolen vehicles during the vehicle identification inspections. The majority are Vehicle Identification Number swaps and are presented with fictitious Texas Titles.

# LAW ENFORCEMENT ACTIVITIES

## Communicate and Collaborate Across Jurisdictions

Unlike most crime, motor vehicle crime is highly mobile and crosses county and state jurisdictions. To effectively combat motor vehicle crime and illegal uses of stolen vehicles, taskforces depend on communication and collaboration. The MVCPA taskforces perform their investigations with and across local, state and federal agencies and jurisdictions. Some grantees assign MVCPA funded investigators into anti-gang or violent crime units because of the close connection between these crimes and motor vehicle crime. This is especially true when investigators work to identify and interrupt criminal enterprises. Taskforce investigators communicate with other taskforces, other law enforcement agencies, vehicle manufacturer representatives, insurance industry professionals, as well as motorists and families in the communities they serve. They receive, provide and analyze intelligence data through DPS Crime Information Centers. When taskforces identify criminal patterns or suspects, they disseminate that information across jurisdictions. This often includes across state lines, where Beaumont, El Paso, Lubbock, Paris and Potter County taskforces routinely coordinate with Louisiana, Oklahoma, and New Mexico.



One good example of collaboration is between **Beaumont Auto Theft Taskforce** and the **Houston PD Auto Theft Taskforce** where a stolen Toyota Tundra was identified as a VIN swapped vehicle. Through collaborations with Houston PD Auto Theft, a suspect was identified and located. Investigations led to officers obtaining the information required to submit the case for prosecution.

# LAW ENFORCEMENT ACTIVITIES

## Identify Prolific Offenders

Many motor vehicle crimes are committed by the same individuals or groups. These prolific offenders (3 or more arrests) are identified by taskforce investigators who spend time analyzing multiple streams of information. They review offense reports, witness statements, and intelligence briefings to identify these offenders.



**El Paso Auto Theft Taskforce** investigators responded to an Automatic License Plate Reader hit in an area where a repeat offender was known to reside. Through surveillance operations, the repeat offender was located and admitted to theft of the vehicle. **Galveston Auto Theft Taskforce** investigators assisted in a multi-agency pursuit of a stolen vehicle operated by a known prolific offender. The actor was arrested for multiple charges and investigators were able to clear numerous burglary cases.



# LAW ENFORCEMENT ACTIVITIES

## Business Support

Illegal economic motor vehicle theft and fraud-related motor vehicle crime strike legitimate local businesses hard. The crimes either steal their property or set up illegal competition reducing or eliminating legitimate profits. Taskforces conduct inspections of salvage yards, parts recycling centers, salvage rebuilders, and other motor vehicle-related businesses. When stolen vehicles and parts are identified, the taskforces either work with local businesses to identify and interrupt the criminal network that brought the stolen items into the system, or they shut down the illegal business by arrests and recoveries.



The **Tarrant County Auto Theft Taskforce** was contacted by a local business seeking guidance with a former employee who would not return a company vehicle. The taskforce provided the business owner with the necessary steps to report the vehicle stolen. After the reporting agency took the report, the vehicle was listed as stolen and the business owner contacted the taskforce with the location of the vehicle via GPS. The taskforce investigator coordinated with patrol officers in the appropriate jurisdiction to locate and recover the vehicle. Observing that the vehicle was located at an elementary school and recognizing the delicate nature of affecting an arrest with children present or potentially endangering them during a high-risk traffic stop scenario, the Task Force investigator coordinated a controlled response with officers so that the vehicle could be safely recovered while mitigating the concerns presented by the location and situation.


# LAW ENFORCEMENT ACTIVITIES

## Technology

Specialized equipment used by motor vehicle crime investigators includes high-tech surveillance and recording devices, vehicle identification cameras, Automatic License Plate Readers (ALPR), bait trackers, and parts marking technology. Most equipment purchased with MVCPA grant funds is so specialized that it would rarely be purchased by local law enforcement agencies without MVCPA grant funding.

ALPRs are devices that can read license plates, connect to state and national database of reported stolen vehicles, and quickly inform investigators of a stolen vehicle (called a “hit”) in their vicinity. LPRs are also used to provide location intelligence to investigators about patterns where cars are stolen and recovered. LPR detections accounted for a significant portion of the vehicles recovered by MVCPA funded investigators.

The methods criminals use to illegally reap economic gain from motor vehicle crimes have become more technologically sophisticated. To keep pace with those methods, investigators develop more sophisticated techniques to identify and arrest offenders who commit motor vehicle crimes. The taskforces use software, computer skills, social media, bait cars, bait trailers, bait equipment, license plate readers, surveillance equipment, and when authorized by courts, tracking devices. The MVCPA and its taskforces regularly work with the NICB, insurance industry, and manufacturers to identify vulnerabilities that result in theft to mitigate losses. **Taskforces statewide have observed an increase in programming devices being utilized by criminal organizations to steal high end vehicles. Criminals are using the programmers and high-tech printers to create working key fobs and fraudulent identification labels to mask the vehicles identity and sell the stolen vehicles to innocent purchasers.**






# LAW ENFORCEMENT ACTIVITIES

## Fraud-related Motor Vehicle Crime

Fraud-related motor vehicle crime costs Texans millions of dollars each year. One of the costliest forms of fraud involves the fraudulent sale of motor vehicles to innocent purchasers. In this type of fraud, there are often multiple victims. The first victim is the person whose vehicle was stolen. The second victim is a person who purchases a stolen vehicle that has been represented as a legitimate vehicle using fraudulent VIN labels and a fraudulent Certificate of Title.

Criminals target the uninformed who may not know the legal processes to purchase and register vehicles. This type of fraud can be debilitating to families.

When system weaknesses are identified and corrected to reduce fraud, criminals adapt and look for new methods to continue their fraudulent schemes. In one example of registration fraud where criminals were using fraudulent temporary buyer tags to avoid paying registration fees or hide the identity of a stolen vehicle, the Texas Department of Motor Vehicles cut off access to fraudulent dealers and added additional security features to temporary buyer tags. Criminals began stealing license plates from similar vehicles, creating fictitious metal plates, and using other technology to disguise the identity of a stolen vehicle or their own vehicle used to commit criminal activity.



# LAW ENFORCEMENT ACTIVITIES

## Criminal Gangs

The MVCPA taskforces interrupt organized crime networks and enterprises. Many taskforces indicated organized crime was a major cause and influence of motor vehicle theft in their communities. Taskforces often identify economic criminal groups, gangs and cartels operating motor vehicle theft operations. Taskforces report narcotic and gang investigators routinely call out to taskforces for assistance and motor vehicle investigators' expertise. Stolen vehicles are used by gangs for drug trafficking, human trafficking, and violent criminal activity.

”

The **Laredo Auto Theft Taskforce** collaborates with state and federal agencies to identify suspects with known gang affiliations involved in the theft of tractor trailers used in human smuggling operations.



# BORDER SECURITY

The MVCPA taskforces designated as border security grants collaborate with multiple agencies along the US-Mexico border and in the seaports. Taskforces work diligently to reduce the number of stolen motor vehicles being used for human trafficking and the smuggling of narcotics and weapons. This work includes surveillance operations, providing criminal intelligence briefings, identifying criminal actors, gangs and disrupting criminal enterprises.

Border Security taskforces routinely collaborate and conduct joint investigations with local, state, and federal agencies.

”

**The Houston Auto Theft Taskforce** assisted US Customs and Border Patrol in a joint operation to identify and disrupt narcotics trafficking, and identify, apprehend, disrupt, and intercept the movement of weapons, ammunition, currency, stolen vehicles, and stolen property through the Area Port of Houston. One suspect was arrested for a Harris County Family Violence warrant. **Laredo PD Auto Theft Taskforce** routinely assists US Customs and Border Patrol at Border Checkpoints. In one case they responded to a checkpoint to assist with the identification of a truck tractor trailer. During the inspection, 70 illegal aliens were discovered and the driver was arrested by Border Patrol.



# LAW ENFORCEMENT ACTIVITIES

Fiscal Year 2022

## MVCPA Border Security Taskforces Statutory Performance Measures<sup>3</sup>

Number of stolen motor vehicles recovered	3,740
Number of motor vehicle theft cases cleared	4,726
Number of arrests for motor vehicle theft	933
Number of motor vehicle burglary cases cleared	2,108
Number of arrests for motor vehicle burglary	468
Number of Cleared Cases - FRMVC	177
Number of Arrests - FRMVC	85

<sup>3</sup> The measures in this table are subsets of prior reported statutory and MVCPA performance measures

## Standard Legislative Budget Board Border Security Performance Measures Designated Taskforces

Intelligence referrals	256
Lbs. of drugs seized	51
Arrests for smuggling	10

# LAW ENFORCEMENT ACTIVITIES

## MVCPA Additional Border Security Performance Measures

Number of vehicles inspected at outbound international bridges and ports	5,155
Value of vehicles recovered at border (and ports)	\$72,322,127
Number of arrests resulting in cases charged	2,055
Number of vehicles recovered from Mexico	114
Value for vehicles recovered from Mexico	\$3,950,579
Number of cases with one or more persons identified as transnational actors	139
Number of groups, gangs or associates identified as transnational	67
Number of arrests – transnational	81
Collaborations with US Customs and Border Patrol	371
Collaborations with other federal agencies (DHS, FBI, etc.)	402
Number of arrests for motor vehicle theft or burglary where drugs were present	151



# TRAINING AND PROFESSIONAL DEVELOPMENT

MVCPA provides specialized motor vehicle theft investigator training to law enforcement officers. Local businesses usually provide sites where newly trained investigators practice on many different types of vehicles. MVCPA facilitates collaboration for curriculum development among the DPS, TxDMV, the NICB, and the Texas Association of Vehicle Theft Investigators. MVCPA coordinates facilities and instructors, reimburses travel, manages registration, purchases training supplies, and provides electronic education materials.

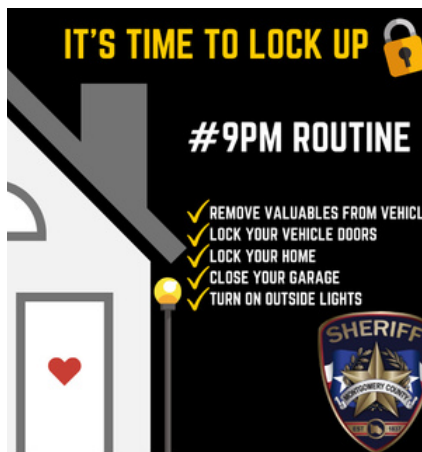
The training provides comprehensive skills-based training to motor vehicle crime investigators. This is accomplished by using the most knowledgeable instructors, subject matter experts, and the latest crime investigation methods and technology. The training meets Texas Commission on Law Enforcement (TCOLE) continuing education credits for the law enforcement officers completing the course. Training is provided by MVCPA at no cost to law enforcement agencies. The agencies pay for employees' travel.

Training is developed based on current trends and process changes affecting law enforcement statewide. When the Texas Department of Motor Vehicles redesigned temporary tags, a training module was developed to provide training to patrol level officers to identify valid tags and recognize when the temporary tags could be fictitious. When an increase of fictitious and fraudulent titles was noticed, training was developed to provide officers with common themes criminals are using to sell stolen vehicles with fraudulent titles and fictitious identifying labels.



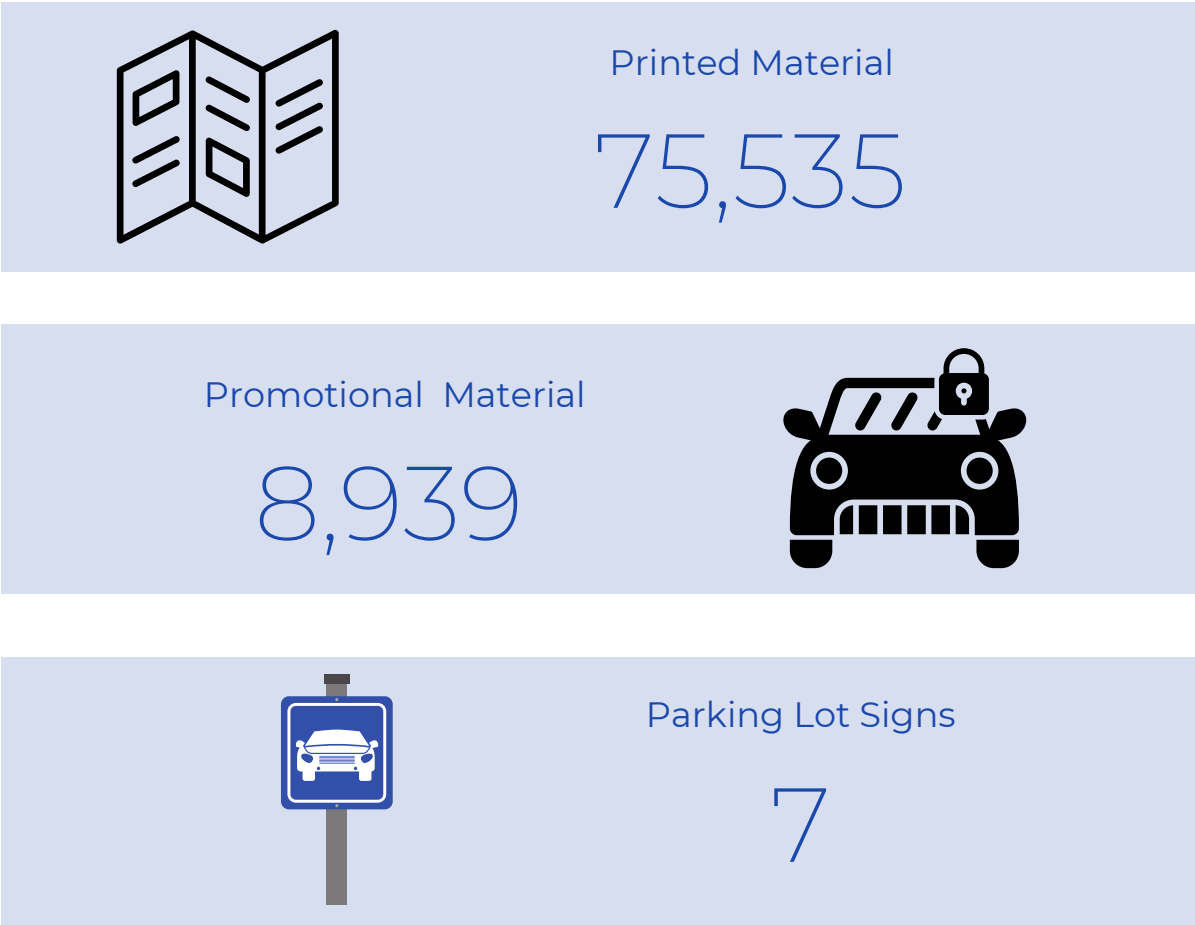
# EDUCATING THE PUBLIC

MVCPA uses a variety of web-based tools to promote motor vehicle crime prevention efforts to the public. MVCPA frequently uploads motor vehicle crime prevention information on social media platforms – Facebook, Twitter, MVCPA TxDMV website, and links to taskforces across the state (commercials, YouTube videos, etc.) to remind the public to protect their vehicles.



# EDUCATING THE PUBLIC

Funds appropriated for MVCPA purposes are used to conduct “educational programs designed to inform motor vehicle owners of methods of preventing motor vehicle burglary or theft and fraud-related motor vehicle crime” in accordance with Transportation Code §1006.154(a)(3). MVCPA also educates the public with print materials. Funds were used in previous years to produce and procure printed materials for statewide distribution. These materials are still relevant and are still being distributed. Materials include brochures in English and Spanish, “Lock, Take and Hide” signs, reminder magnets, and coloring books for children to remind their parents about motor vehicle crime prevention. MVCPA uses these materials to encourage Texans to join efforts to reduce motor vehicle crime. The taskforces and MVCPA communicate and collaborate with state agencies, community organizations, business groups, and insurance industry stakeholders like NICB to promote and expand the MVCPA crime prevention message. The MVCPA distributed the following materials in FY22.





# EDUCATING THE PUBLIC

## MVCPA Social Media

MVCPA also uses social media to communicate motor vehicle crime prevention methods to the public. MVCPA has social media platforms Facebook and Twitter. Many of the taskforces also have social media accounts. MVCPA links to these taskforce's social media pages across the state. MVCPA encourages all taskforces to use their social media to increase the coverage and impact of motor vehicle crime prevention messages.

Facebook analytics for FY22 shows that MVCPA's outreach had its highest increase at 1,000% and new Facebook page likes on the site increased by 900%. This increase was due to MVCPA's message to educate citizens on how to obtain license plates legally and resource tools for citizens when buying used cars. Resources were provided to help buyers in determining if a vehicle had been reported stolen or had been reported as a salvage vehicle by cooperating National Insurance Crime Bureau member insurance companies.



# EDUCATING THE PUBLIC

## Educational Activities by MVCPA Taskforces

Taskforces plan their activities throughout the year and use grant-funded personnel and MVCPA print and promotional materials to develop their local approaches to educating their community. Many use both English and Spanish to get their messages out. Taskforces are encouraged to collaborate on educational programs whenever feasible, and information is often shared during monthly MVCPA-hosted webinars in which taskforces participate.

Law Enforcement Action	Number of Activities
<b>Taskforce Investigators Show Up at Community Events to Teach How to Avoid Motor Vehicle Crime</b>	
Number of educational outreach events (includes trade show, exhibits, booths at community events, stock shows, vehicle displays/demonstrations, brochures deliveries [i.e., HOAs, Apts] etc.)	598
<b>Taskforce Investigators Teach the Community How to Avoid Motor Vehicle Crime</b>	
Number of media outreach (includes public service announcements, press releases, and interviews)	1,448
Number of purchased advertisements in local outlets	32
Number of social media postings	2,753
Number of vehicle report card initiatives	14,692
Number of outdoor public notification signage deployed	4,218
<b>Taskforce Investigators Serve Their Communities by Showing How to Avoid Motor Vehicle Crime</b>	
Number of vehicle identification number (VIN) etchings conducted	1,941
Number of direct contacts to people needing assistance and/or information (phone/e-mail/ other media)	70,297

# INSURER REFUNDS

23 refund requests were received in 2022. None of them were determined to be actionable.

No refunds were made.



---

# FUNDS REPORT

# 2022

# FUNDS COLLECTED

State law requires insurance companies to pay a fee based on the total number of motor vehicle years of insurance for insurance policies delivered, issued for delivery, or renewed by the company in Texas (see Transportation Code §1006.153). Insurers are authorized by Texas Department of Insurance (TDI) rule (28 T.A.C. § 5.205) to recoup the fee from their policyholder/customers. Insurers pay the fee every six months as provided in the statute.

The 86th Legislature enacted HB 2048 which increased the MVCPA insurance fee and changed how the fees are distributed. In Fiscal Year 2020 (FY20), the fee increased from \$2 to \$4. Out of each fee collected, 20 percent shall be appropriated for the purposes of MVCPA, 20 percent shall be deposited to the credit of the general revenue fund to be used only for criminal justice purposes, and 60 percent shall be deposited to the credit of the designated trauma facility and emergency medical services account.

In FY22, the state collected \$110.2 million in fees from insurers, a 5% increase over FY21. Both MVCPA and the Comptroller of Public Accounts FY22-23 Biennial Revenue Estimate show that future collections of the \$4 fee should continue to exceed \$110 million per fiscal year.

The fees are deposited into the General Revenue (GR) fund under revenue object code 3206. Funds Report-Chart 1 shows the total amount collected each fiscal year since FY18.

**Funds Report- Chart 1: Revenue Collected from the MVCPA Fee**

Year	FY18	FY19	FY20	FY21	FY22
Amount Collected	\$49,083,185	\$50,042,956	\$91,785,970	\$104,926,218	\$110,180,192

MVCPA continues to work with the Texas Comptroller of Public Accounts (CPA) and the Texas Department of Insurance (TDI) to coordinate and improve collection efforts. The CPA's reports list property and casualty insurers and their payment status. When insurers fail to pay the fee or to submit a report, TDI is notified so they can open enforcement investigations on the insurer. MVCPA requested additional staff from the 87th Legislature to improve collections efforts. This request was not approved.

# FUNDS APPROPRIATED

The General Appropriations Act (GAA) appropriated \$14,979,605 for MVCPA purposes in FY22.

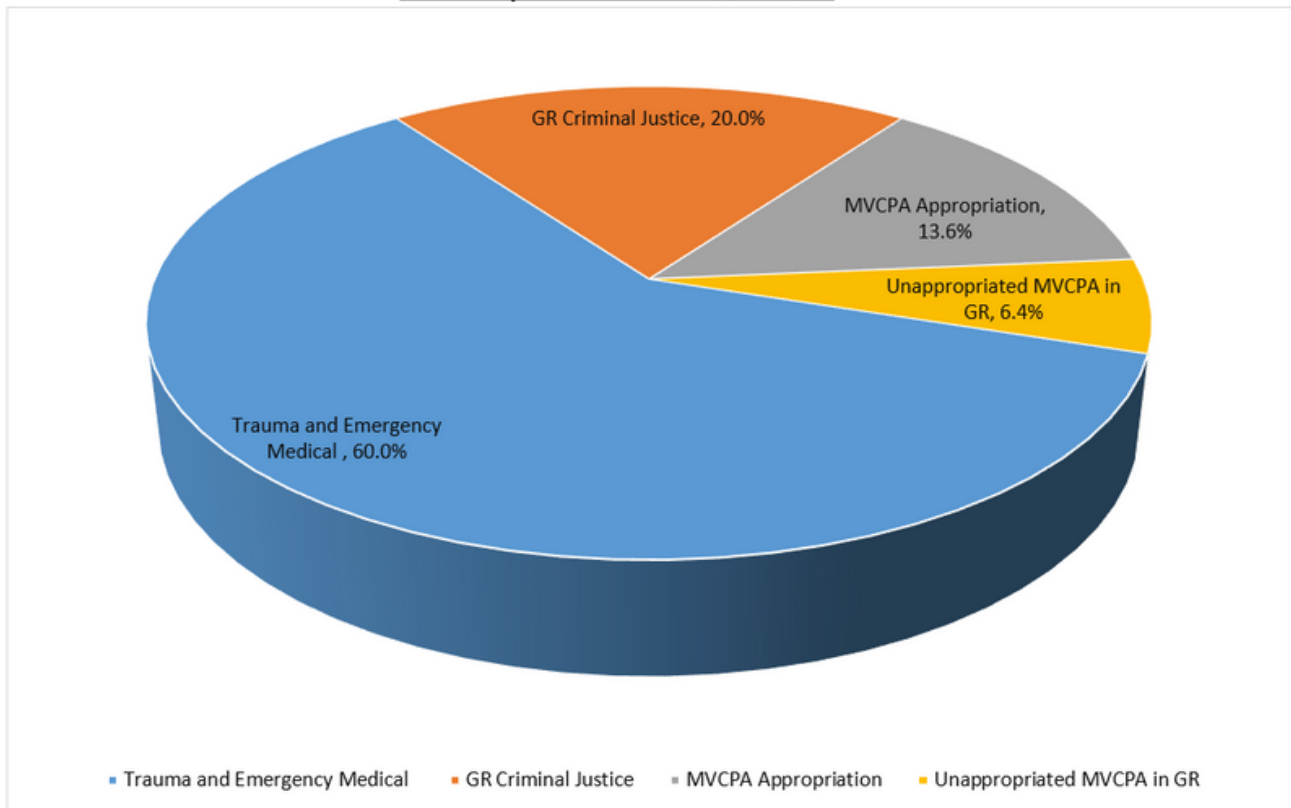
Funds Report-Chart 2 provides a history of MVCPA appropriations.

**Funds Report- Chart 2: MVCPA Appropriations**

Year	FY18	FY19	FY20	FY21	FY22
Appropriation	\$12,835,851	\$12,835,851	\$12,835,851	\$12,835,851	\$14,979,605

Only a percentage - 13.6% of the state fees collected in FY22 were appropriated to MVCPA. Funds Report-Chart 3 illustrates the ratio between fees collected by the state and the amounts appropriated to MVCPA.

**CPA Revenues vs. Appropriations**  
**Funds Report- Chart 3: FY22 MVCPA**



# FUNDS SPENT

Out of FY22 appropriations, MVCPA will expend a total of \$14.7 million. Currently, there is \$2,345,412 (Grants) encumbered for outstanding grant obligations.

Transportation Code .§1006. 154(b) limits the MVCPA's administrative expenses, including salaries, travel, marketing, and other overhead expenses, to not more than 8% of total expenditures. MVCPA administrative expenses in FY22 were 4.3%.

The specifics of MVCPA's FY22 expenditures are provided in Funds Report-Chart 4.

**Funds Report- Chart 4: FY22 MVCPA Expenditures**

Expenditure Category	FY22 Expenditures
<u>Administration</u>	
Salaries and Wages	\$450,595
Consumable Supplies	\$671
Travel (MVCPA Board and staff)	\$11,864
Advertising and Promotion	\$22,061
Other Operating Expenses	\$53,579
Administration Subtotal	\$538,769
<u>Grants</u>	
Law Enforcement Taskforces (Reimbursement Grants)	\$12,969,082
MVCPA Auxiliary Grants (MAG)	\$800,000
Rapid Response Taskforce	\$106,924
Public Education and Awareness Grant Application (PEPA)	\$175,000
Grants Subtotal	\$14,051,006
Total Expenditures	\$ 14,589,775



# GRANTS AWARDED

In accordance with the FY22-FY23 General Appropriations Act (GAA), the MVCPA distributes grants on a reimbursement basis. Other than the administrative expenses mentioned above, all FY22 MVCPA expenditures were spent on law enforcement and Public awareness activities through grants. The law enforcement taskforces received grant award funding in amounts ranging from \$83,940 to \$1,332,593. Fourteen of the law enforcement grant recipients served as the administrative grantee for multi-jurisdictional taskforces. Funds Report-Chart 5 identifies, for FY22, each grant recipient, the amount of the grant awarded, and the actual amount of funds disbursed.

## **Funds Report- Chart 5-: FY22 Taskforce Grant Recipients** **and Utilization Amounts\***

<u>Grantee</u>	<u>Multi / Single Jurisdiction</u>	<u>Border / Port</u>	<u>2022 Award</u>	<u>Expended</u>	<u>Pending</u>	<u>Unexpended Balance</u>
Burnet County	M		220,895	220,895		0
City of Austin	S		411,300	373,871		37,428.95
City of Beaumont	M	P	583,951	583,951		0
City of Brownsville	M	B/P	1,020,922	750,563	253,565	16,794.07
City of Corpus Christi	S	P	429,518	428,641		876.59
City of Dallas	S		797,339	797,339		0.00
City of Eagle Pass	S	B	138,059	115,189		0
City of El Paso	S	B	975,265	975,265		0
City of Houston	M	P	951,130	951,130		0
City of Laredo	S	B	756,565	731,421		25,143.61
City of Mansfield	M		331,342	317,414		13,928.50
City of Paris	S		117,857	117,384		472.99
City of Pasadena	S	P	83,940	83,330		610.13
City of San Antonio	M		815,785	792,556		23,229.40
City of Victoria	S	P	144,236	143,378		857.80
Dallas County	M		544,454	531,176		13,277.72
Galveston County	M	P	518,201	501,511		16,689.82
Harris County	S	P	853,100	853,100		0
Lubbock County	M		446,785	446,785		0
Montgomery County	M		372,720	310,265		62,455.19
Potter County	M		399,494	378,471		21,023.49
Smith County	M		357,474	357,141		333.33
Tarrant County (estimated)	M		1,332,593	439,348	864,155	29,090.07
Travis County	M		697,075	651,238		45,837.04
		Total	13,300,000	11,851,362	1,117,720	308,049
* SanAntonio lapse includes \$20,210 of Asset Sales proceeds						

\*Grant Recipients and Utilization Amounts reflect data from the MVCPA records as of March 14, 2023.

# BORDER SECURITY DESIGNATED GRANTS

A subset of the grants listed is designated by the Legislature as border security grant-funded programs. The MVCPA board designated as border security grants those listed below that operate along the Texas border with Mexico (City of Brownsville, City of Eagle Pass, City of El Paso and City of Laredo) and in Texas seaports (City of Beaumont, City of Corpus Christi, Galveston County, Harris County, City of Houston, City of Pasadena and City of Victoria). Funds Report - Chart 6 shows the expenditures by border security grantees.

**Funds Report- Chart 6: FY22 Border Security Grant Expenditures by Grantee\***

<b>Boarder/Port Grants:</b>					
<b>Task Force:</b>					
Grantee	Border / Port	Grant Amount	Expended	Pending	Unxpendd Balance
City of Beaumont	P	\$ 583,951	583,951		0
City of Brownsville	B/P	\$ 1,020,922	750,563	253,565	16,794.07
City of Corpus Christi	P	\$ 429,518	428,641		876.59
City of Eagle Pass	B	\$ 138,059	115,189		0
City of El Paso	B	\$ 975,265	975,265		0
City of Houston	P	\$ 951,130	951,130		0
City of Laredo	B	\$ 756,565	731,421		25,143.61
City of Pasadena	P	\$ 83,940	83,330		610.13
City of Victoria	P	\$ 144,236	143,378		857.80
Galveston County	P	\$ 518,201	501,511		16,689.82
Harris County	P	\$ 853,100	853,100		0
Totals	11 of 24 Grantees	6,454,887	6,117,481	253,565	60,972
<b>MAG</b>					
Grantee	Border / Port	Grant Amount	Expended	Pending	
Chambers County	B	\$20,000.00	\$0.00	\$20,000.00	
Goliad County	B	\$20,000.00	\$0.00	\$20,000.00	
City of League City	P	\$20,000.00	\$0.00	\$20,000.00	
City of Palmview	B	\$20,000.00	\$0.00	\$20,000.00	
City of Robstown	B	\$20,000.00	\$0.00	\$20,000.00	
Webb County	B	\$20,000.00	\$0.00	\$20,000.00	
Wilson County	B	\$20,000.00	\$0.00	\$20,000.00	
Totals	7 of 40 Grantees	\$140,000.00	\$0.00	\$140,000.00	
<b>RRSF</b>					
Grantee	Border / Port	2022 Award	Expended	Pending	
Pasadena	P	\$44,000.00	\$0.00	\$44,000.00	
Corpus Christi	P	\$57,925.00	\$0.00	\$57,925.00	
Houston	P	\$4,999.00	\$0.00	\$4,999.00	
		\$106,924.00	\$0.00	\$106,924.00	
<b>Boarder &amp; Port Grand Total</b>					
		\$6,701,811	\$6,117,481	\$500,489	\$60,972

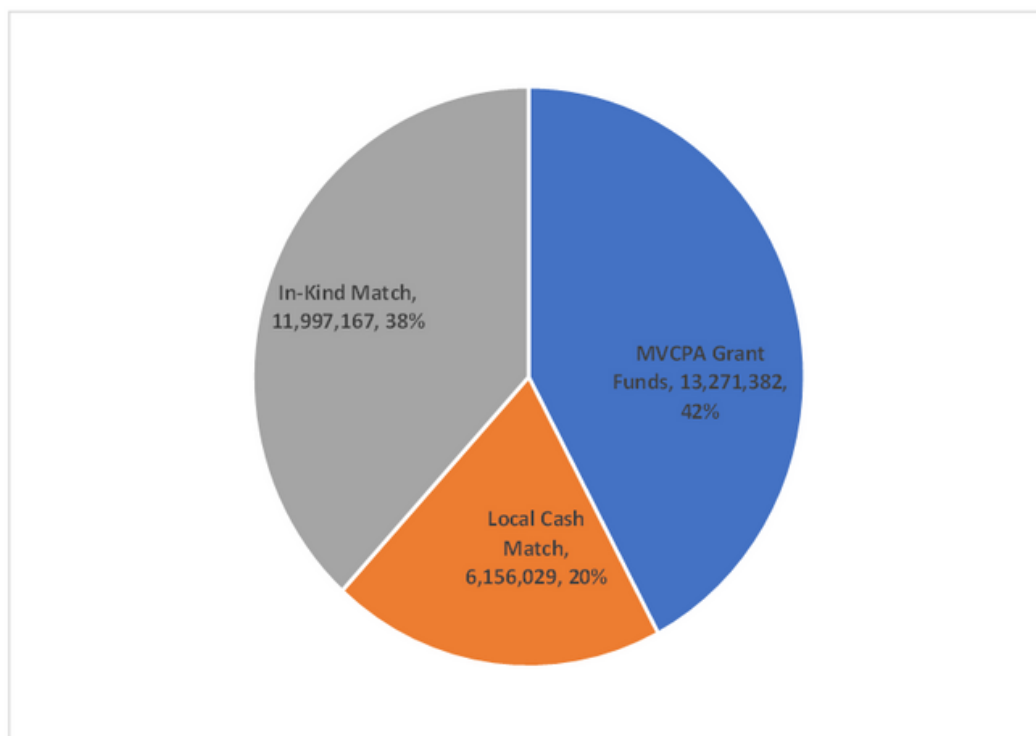
\*Chart 6 FY22 Border Security Expenditures by Grantee reflects data from GMTS on TAMU as of March 14, 2023.

# GRANTEE EXPENSE AND OBLIGATION DETAIL

During FY22, the grant programs reported law enforcement program operational costs of over \$31.4 million dollars combating motor vehicle crime. Local jurisdictions provided a total of \$6.2 million in direct cash match contributions. Examples of cash match include paying direct program costs such as personnel, equipment, travel, and other direct operating expenses as agreed to in the grant award. MVCPA's Grant Rules (43 T. A. C. Chapter 57) require all grant recipients to provide a minimum twenty percent (20%) cash match toward grant-funded activities. Most law enforcement agencies funded by MVCPA provide additional match well above their minimum cash match. The total program cash match contribution requirement of 20% was met for FY22.

Additionally, local programs provided resources in the form of in-kind contributions above their MVCPA grant funding and cash match. Grant-funded jurisdictions and their sub-grantees provided an additional \$12 million of in-kind contributions. Examples of "In-kind match" include jurisdictions or third parties paying for additional personnel, rent, fuel and other operational expenses from all sources to combat motor vehicle crime in the state.

**Funds Report- Chart 7: FY22 MVCPA Taskforce Grant Expenditures by Source \***



\*Chart 7 FY 22 Grant Expenditures by Source reflects data as of March 14, 2023 and utilizes a grant-year tracking basis.

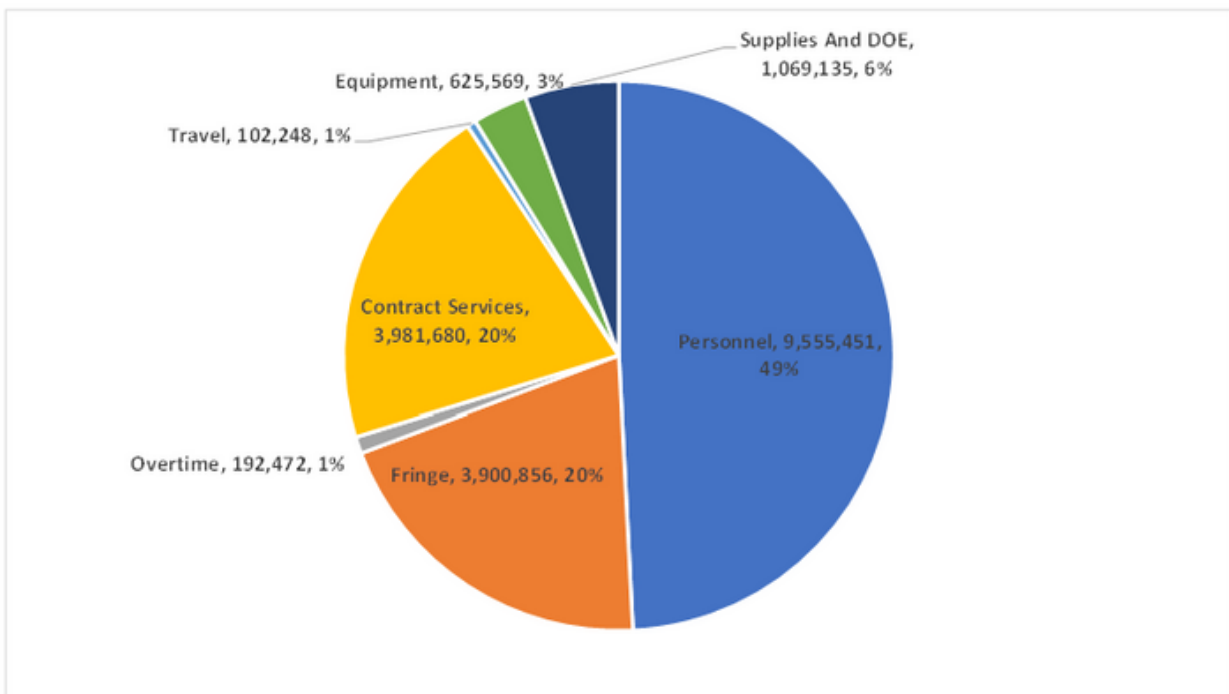
# GRANTEE EXPENSE AND OBLIGATION DETAIL

A majority of Taskforce grant funds (90.7%) are spent on motor vehicle crime investigators in the Personnel, Fringe, Overtime, and contractual categories (which includes sub-grantee investigators).

**Funds Report- Chart 8: FY22 Taskforce Grant Expenditures by Category**

<u>Task force Grants</u>		
<u>Category</u>	<u>Total</u>	<u>Percent</u>
Personnel	9,555,451	49.19%
Fringe	3,900,856	20.08%
Overtime	192,472	0.99%
Contract Services	3,981,680	20.50%
Travel	102,248	0.53%
Equipment	625,569	3.22%
Supplies And DOE	1,069,135	5.50%
<b>Total Expenditures</b>	<b>19,427,411</b>	<b>100.00%</b>
In-Kind	11,997,167	
<b>Total</b>	<b>31,424,578</b>	

**Funds Report- Chart 9: FY22 MVCPA Taskforce Grant Expenditures by Category**



# Rapid Response Strikeforce Grants

Under the authority of the MVCPA to award state grant funds to local law enforcement agencies to support the MVCPA taskforces to combat motor vehicle crime needs in their communities, MVCPA adopted the Rapid Response Strikeforce (RRS) Grant. When the sheriff and police led MVCPA funded taskforces are presented with immediate emergency and exigent needs that are driven by outbreaks of criminal activity, the MVCPA will consider requests for special funding. In FY2022, the MVCPA provided RRS grant funding to allow taskforces to respond to these emergency and exigent needs with overtime and equipment to increase the strength of the taskforces. RRS grants are intended to deliver a short-term infusion of resources to respond to the acute needs of communities not otherwise covered by existing grant programs.

## **Funds Report- Chart 10: FY22 MVCPA Rapid Response Strikeforce Grant Expenditures**

Pasadena		P	\$44,000.00	\$0.00	\$44,000.00
Corpus Christi		P	\$57,925.00	\$0.00	\$57,925.00
Houston		P	\$4,999.00	\$0.00	\$4,999.00
			\$106,924.00	\$0.00	\$106,924.00

Enf. = Enforcement, OT = Overtime. [Apparent errors in addition are due to rounding.]

# Law Enforcement Support Grants

The award of MVCPA state grants to local law enforcement taskforces requires them to collect, report and share data. Texas A&M University was awarded two grants in FY21 to provide support to these law enforcement agencies by providing IT system support for the submission of progress, expenditure, and inventory reports, and to aggregate that data for grant management and state administration purposes.

## **Funds Report- Chart 11: FY22 MVCPA Auxiliary Grants (MAG) Grant Expenditures**

MAG:				
<u>Grantee</u>	<u>Border / Port</u>	<u>2022 Award</u>	<u>Expended</u>	<u>Pending</u>
City of Aransas Pass		\$20,000.00	\$0.00	\$20,000.00
City of Balcones Heights		\$20,000.00	\$0.00	\$20,000.00
City of Blue Mound		\$20,000.00	\$0.00	\$20,000.00
City of Buda		\$20,000.00	\$0.00	\$20,000.00
City of Cedar Hill		\$20,000.00	\$0.00	\$20,000.00
Chambers County	B	\$20,000.00	\$0.00	\$20,000.00
Cherokee County		\$20,000.00	\$0.00	\$20,000.00
City of Conroe		\$20,000.00	\$0.00	\$20,000.00
City of Decatur		\$20,000.00	\$0.00	\$20,000.00
City of Diboll		\$20,000.00	\$0.00	\$20,000.00
Fannin County		\$20,000.00	\$0.00	\$20,000.00
Fayette County		\$20,000.00	\$0.00	\$20,000.00
Goliad County	B	\$20,000.00	\$0.00	\$20,000.00
Gonzales County		\$20,000.00	\$0.00	\$20,000.00
City of Grapevine		\$20,000.00	\$0.00	\$20,000.00
Gregg County		\$20,000.00	\$0.00	\$20,000.00
City of La Porte		\$20,000.00	\$0.00	\$20,000.00
City of League City	P	\$20,000.00	\$0.00	\$20,000.00
City of Marshall		\$20,000.00	\$0.00	\$20,000.00
City of Mesquite		\$20,000.00	\$0.00	\$20,000.00
City of Midland		\$20,000.00	\$0.00	\$20,000.00
City of Navasota		\$20,000.00	\$0.00	\$20,000.00
City of Odessa		\$20,000.00	\$0.00	\$20,000.00
City of Palmview	B	\$20,000.00	\$0.00	\$20,000.00
City of Pearland		\$20,000.00	\$0.00	\$20,000.00
City of Penitas		\$20,000.00	\$0.00	\$20,000.00
City of Port Aransas		\$20,000.00	\$0.00	\$20,000.00
City of Red Oak		\$20,000.00	\$0.00	\$20,000.00
City of Richland Hills		\$20,000.00	\$0.00	\$20,000.00
City of Robstown	B	\$20,000.00	\$0.00	\$20,000.00
City of Rockport		\$20,000.00	\$0.00	\$20,000.00
City of Schulenburg		\$20,000.00	\$0.00	\$20,000.00
City of Seabrook		\$20,000.00	\$0.00	\$20,000.00
City of Temple		\$20,000.00	\$0.00	\$20,000.00
City of Texarkana		\$20,000.00	\$0.00	\$20,000.00
City of Tomball		\$20,000.00	\$0.00	\$20,000.00
Waller County		\$20,000.00	\$0.00	\$20,000.00
Webb County	B	\$20,000.00	\$0.00	\$20,000.00
City of White Settlement		\$20,000.00	\$0.00	\$20,000.00
Wilson County	B	\$20,000.00	\$0.00	\$20,000.00
		\$800,000.00	\$0.00	\$800,000.00

# Law Enforcement Support Grants

**Funds Report- Chart 12: FY22 MVCPA Public Education and Awareness Grant Application (PEPA) Grant Expenditures**

<b>Grantee</b>	<b>Grant Amount</b>	<b>Expended</b>	<b>Pending</b>
INSURANCE COUNCIL OF TEXAS	\$175,000	\$0	\$175,000