



Texas Department *of* Motor Vehicles

HELPING TEXANS GO. HELPING TEXAS GROW.

Registration and Title System
Refactored Point of Sale System Release Notes

Release 8.5.0

06/20/2016

About Release Notes

These Release Notes contain information about new features added and enhancements made in this product release of the Registration and Title System (RTS) point of sale (POS) system. In addition, the issues reported by county, region, and HQ users that are resolved in this release are identified as well as issues reported but not yet resolved and under investigation.



For more information about the POS, refer to the original Release Notes on the **RTS Refactoring Resources** page of the TAC Hub (www.txdmv.gov/tax-assessorcollectors).

The contents of these Release Notes include:

RTS POS System Overview	1
Searching for Records by Owner Information in Release 8.5.0	2
Using the Search by Owner Feature in RTS POS	3
Training and Available Information	7
Enhancements and Updates in Release 8.5	8
Specialty Plate Updates	8
Unused Access Rights Options Removed	8
Printing Issues Update	8
RTS POS Issues Resolved in Release 8.5	9
RTS POS Issues Not Yet Resolved	10

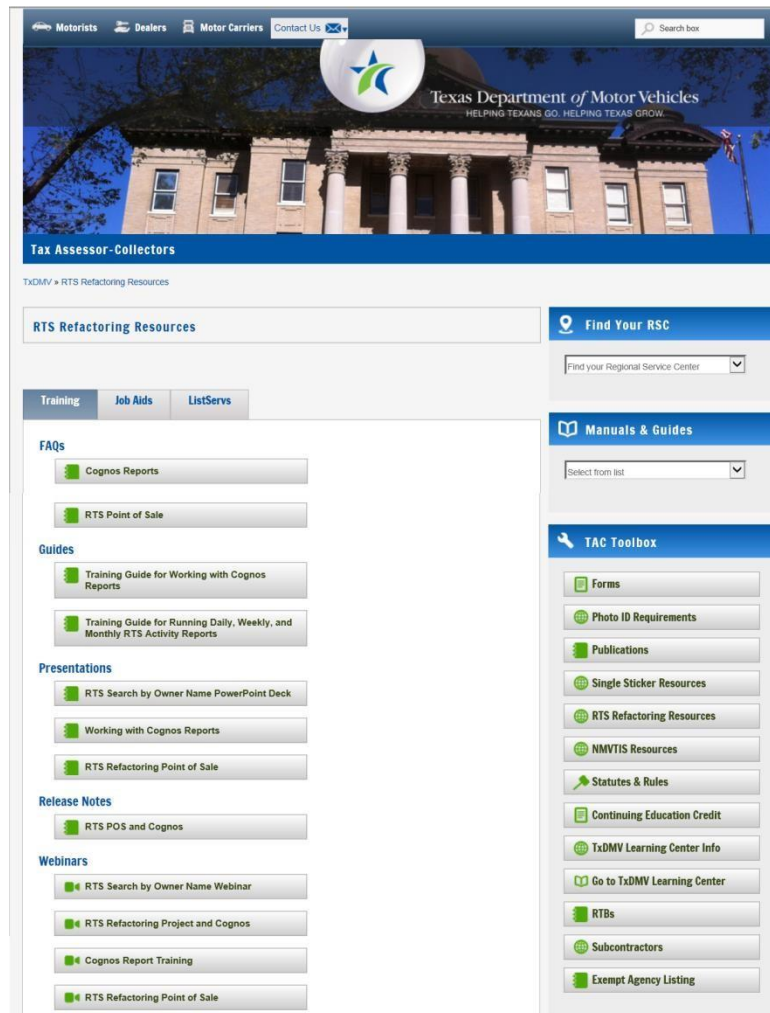
RTS POS System Overview

The refactored RTS POS is a web-based application that provides the tools for processing vehicle registrations, titles, and permits of various types as requested by the motoring public. With a cash drawer attached to the personal computer workstation (or laptop) running the POS software, clerks are able to collect fee payments associated with the vehicle transactions. The POS system provides functions for cash accounting, funds allocations, and a full audit trail along with inventory control for license plates, windshield/plate stickers, timed permits, and so on.

The POS application displays as you log into the RTS workstation. To help you use the refactored RTS POS, you can access the RTS Refactoring Resources page (part of the TAC Hub). To access this page, minimize the POS browser window (by clicking the  in the upper right corner of the web browser) and then click the  RTS Refactoring Help icon on your desktop.

The RTS Refactoring Resources page (at right) displays with the **Training** tab open so you can access responses to frequently asked questions gathered from the field as well as user guides, slide presentations, and recorded training webinars.

The original Release Notes for the RTS and Cognos Enterprise Reporting are also available if you need detailed product information.



For important quick references about logging in and working with the RTS POS, click the **Job Aids** tab.

Note: Visit the RTS Refactored Resources page frequently for updates and new materials. Additional assistance is available in the application by clicking the Help button displayed on the page you are viewing or selecting Help > User Guide on the main page action bar.

Searching for Records by Owner Information in Release 8.5.0

The **Search by Owner** feature provides you with an alternative way to locate the vehicle record for a customer requesting a transaction (like registration renewal) when the customer does not know the license plate number, VIN, or title document number of their vehicle. You can search on the name of the customer as well as the address information for more precise vehicle owner name matching.

IMPORTANT: The use or reuse of search results and information obtained by the Search by Owner feature is restricted to use in performing vehicle registration and titling transactions. Any other use is strictly prohibited and may subject the user to prosecution under state or federal driver privacy protection laws.

The customer must be at your location and be able to provide proper identification.

If you do not know the exact spelling of the owner name when using Search by Owner, you must type in at least two letters followed by the % (percent) symbol, which acts as a wildcard character to match a name containing that letter combination. For example, typing smi% will display records of vehicle owners whose names start with Smi, like Smiley, Smith, Smithson, and so on. The number of records returned is limited to the first 200 matches so you may want to enter the City or the ZIP Code to ensure more precise matches.

Note: Only active vehicle records are returned in the search results. Vehicle records with no activity in the last 18 months will not be returned.

After matched records are returned, you can choose to view a record before you select it as the record to use in the transaction. When you select the record, the VIN of the vehicle displays in the VIN field of the Inquiry Key Selection KEY001 page. If the vehicle record does not have a VIN recorded, the Plate No field is filled in with the appropriate plate.

Note: The Search by Owner functionality will be closely monitored to ensure that it is performing within expected standards. Unlike the earlier release of this functionality, the Search by Owner component has been separated from the RTS into its own component and will not impact RTS POS processing or speed.

Using the Search by Owner Feature in RTS POS

1. From the bottom of the **Inquiry Key Selection KEY001** page, click the **Search by Owner** button.

Texas Department of Motor Vehicles
HELPING TEXANS GO. HELPING TEXAS GROW.

REGISTRATION & TITLE SYSTEM

Customer Miscellaneous Reports Local Options Accounting Inventory Funds Exit Help

Inquiry Key Selection KEY001

Inquiry Key:

Select Appropriate Key:

Plate No

VIN

Document No

Same Vehicle

2. On the **Search by Owner SBO001** page:

Texas Department of Motor Vehicles
HELPING TEXANS GO. HELPING TEXAS GROW.

REGISTRATION & TITLE SYSTEM

Customer Miscellaneous Reports Local Options Accounting Inventory Funds Exit Help

Search By Owner SBO001

Search Criteria (use % for wildcard search)

Owner Name/Entity

Street

City

ZIP Code

Searches only locate records with activity in last 18 months. Misuse of the search by owner functionality for non-TxDMV transactions will result in termination of system access and may subject the user to prosecution under state or federal driver privacy protection laws

Name	Owner Address	Vehicle Typ	Vehicle Mak	Vehicle Yea	VIN	Plate No
------	---------------	-------------	-------------	-------------	-----	----------

Page: 1 / 1

Loaded: 0

- a. In the **Owner Name/Entity** field, type the name of the vehicle owner.

Notes: You can type in the full name (like Pat J. Smith) or use the % wildcard character with at least 2 letters (for example, Sm% or Smith%).

The number of records returned is limited to the first 200 active record matches, so you may want to enter the City or the ZIP Code for a more precise match. The more information you enter, the more closely the results displayed will match the target record

- b. Optionally, type in the address information (**Street, City, and ZIP Code**).

Note: You must enter the address exactly as it is spelled on the registration record. For example, if the address was originally 122 West 8th Street but you enter 122 W. Eighth, the correct record will not display in the search results list.

- c. Click the **Search** button.

- d. From the list of search results displayed, click the appropriate record and click the **View Details** button.

Search Criteria (use % for wildcard search)

Owner Name/Entity

Street

City

ZIP Code

Searches only locate records with activity in last 18 months. Misuse of the search by owner functionality for non-TxDMV transactions will result in termination of system access and may subject the user to prosecution under state or federal driver privacy protection laws

Search

Name	Owner Address	Vehicle Type	Vehicle Make	Vehicle Year	VIN	Plate No
SMICH ANNA	43 LAKE AVE, TYLER 757	PASS	INTL	1997	2HSFBGURC	T97775
SMIFFS FRED	PO BOX 22, TYLER 757	PASS	GOOS	1998	16GSH6F20L	82TCVD
SMIKS PAT	12 MAIN ST, TYLER 757	OTHER	PTRB	2002	1XPALA9X4F	C1366V
SMITH AARON	1425 TAYLOR PIT, TYLE	TRK > 1	MACK	1983	RD686S2246	L0299L
SMITH AUSTIN	578 PINE ST, TYLER 757	PASS	FRHT	2011	1FV6HF4A7J	4WVH56
SMITH BILLIE	12 MOUNTAIN PASS, TY	PASS	FORD	1981	F70EVV7368	W1R841
SMITH CHRIS	645 ELM ST, TYLER 757	PASS	FRHT	2011	1FV6HF4A7J	4WVH56

Page: 1 / 4

More than 200 results found (201) - Limiting to 200 results

View Details Select Record

Close

- e. On the **Search By Owner Detail Information SBO002** page, review the information and then click the **Close** button.

- f. Back on the **Search by Owner SBO001** page, to use a specific record, click the record on the list of search results and then click the **Select Record** button.

Notes:

(a) If the **Select Record** button is not active, click a different record and then go back and click the original record again.

(b) If multiple similar records display with the same Doc Number, VIN, and Plate but a different Month and Year of Registration, you should select the record with the most current registration information.

Name	Owner Address	Vehicle Type	Vehicle Make	Vehicle Year	VIN	Plate No
SMICH ANNA	43 LAKE AVE, TYLER 757	PASS	INTL	1997	2HSFBGURC	T97775
SMIFFS FRED	PO BOX 22, TYLER 757	PASS	GOOS	1998	16GSH6F20L	82TCVD
SMIKS PAT	12 MAIN ST, TYLER 757	OTHER	PTRB	2002	1XPALA9X4F	C1366V
SMITH AARON	1425 TAYLOR PIT, TYLE	TRK > 1	MACK	1983	RD686S224E	L0299L
SMITH AUSTIN	578 PINE ST, TYLER 757	PASS	FRHT	2011	1FV6HF4A7J	4WVH56
SMITH BILLIE	12 MOUNTAIN PASS, TY	PASS	FORD	1981	F70EVV7368	W1R841
SMITH CHRIS	645 ELM ST, TYLER 757	PASS	FRHT	2011	1FV6HF4A7J	4WVH56

(c) For a record where no VIN is displayed but the appropriate plate number displays, click the record and click the **Select Record** button.

- When the **Inquiry Key Selection KEY001** page displays again with the VIN number from the record filled in (or the Plate No if the vehicle does not have a VIN), click the **Enter** button.

Texas Department of Motor Vehicles
HELPING TEXANS GO. HELPING TEXAS GROW.

REGISTRATION & TITLE SYSTEM

Customer Miscellaneous Reports Local Options Accounting Inventory Funds Exit Help

Inquiry Key Selection KEY001

Inquiry Key:

Select Appropriate Key:

Plate No

VIN

Document No

Same Vehicle

The **Registration REG003** page displays unless there are multiple records. In this case the **Multiple Records INQ004** page displays for you to select the appropriate record and continue on. If you need assistance, click the Help button for more instructions.

Texas Department of Motor Vehicles
HELPING TEXANS GO. HELPING TEXAS GROW.

REGISTRATION & TITLE SYSTEM

Customer Miscellaneous Reports Local Options Accounting Inventory Funds Exit Help

Multiple Records INQ004

Year	Make	VIN	Plate No	Owner	Doc No
2013	CHEV	2G1FP22K5T2127276	TFC88X	Chris Holley	16100335945082194
2013	CHEV	2G1FP22K5T2127276	TFC88X	Terry Miller	16131135106090135

Training and Available Information

Information about using the Search by Owner (a recording of the RTS Search by Owner webinar, other presentations, and responses to commonly asked questions) is available on the RTS Refactoring page on TAC Hub (<http://www.txdmv.gov/rts-refactoring-resources>).

Enhancements and Updates in Release 8.5.0

Specialty Plate Updates

Minor changes to the fonts and colors were made to the designs of the Juneteenth Day, K9S4COPS, and University of Texas at Dallas specialty plates and the graphic was replaced on the Texas Music plate.

New specialty plates for the Alamo, Childhood Cancer Awareness, and University of Colorado are available.

The virtual pattern on the Classic Black specialty plates will be increased to 7 characters.

The Deaf Driver Awareness specialty plate now is purchased as a one-time \$8 fee instead of an annual \$8 fee.

Unused Access Rights Options Removed

On the Employee Access Rights SEC013 page, the RSPS Status Updates and Batch Report Management options have been removed since these functions are no longer available.

Printing Issues Update

A pilot rollout of the print speed enhancement will be deployed to a few selected county, TxDMV regional and Headquarters offices before it is deployed state-wide. Once the pilot is complete, TxDMV plans to schedule state-wide deployment of the resolution around July 9, 2016.

RTS POS Issues Resolved in Release 8.5.0

The following reported POS issues have been resolved in this release.

Note: Issues may have been reported by county, region, or headquarters and may not apply to all POS users.

Issue	Description
RRTS-3035	While processing a title transfer for a trailer, a system error displays if the end user enters invalid values for the vehicle weight and carrying capacity.
RRTS-3986	During a Status Change transaction, after pressing the Cancel key on a Fees Due PMT104 page that displays with no amount charged for the Inspection Fee, viewing the Status Change Record TTL006 page, and then continuing forward with the Status Change transaction again, the Fees Due PMT104 page displays again but with an Inspection Fee charged. (Note that the reverse also occurs when the first time the PMT104 page displays with an Inspection Fee charged and then the subsequent PMT104 page displays without an Inspection Fee amount.)
RRTS-3987	During registration for a trailer with a gross weight of 3850 (which makes it exempt from inspection although it has a current inspection), the Recalculate Inspection Fee button is incorrectly displayed.
RRTS-3989	When processing a title application for trailer that is exempt from inspection, the Confirm Renewal Registration CTL003 pop-up incorrectly displays.
RRTS-4000	The Enter key is not working on the TTL007N page after cancelling the transaction and then attempting to continue.
RRTS-4101	When processing a partial renewal amount for a 5-year term plate, the correct amount was not being charged.
RRTS-4129	Searching for the title of an exempt trailer that has been archived causes error messages to display.
RRTS-4765	The Electronic Vehicle Transfers that are processed through V21 are not updating to the corresponding motor vehicle record.

RTS POS Issues Not Yet Resolved

The following POS issues have been reported and their resolutions are in progress

Note: Issues may have been reported by county, region, or headquarters users and may not apply to all POS users.

Issue	Description
RRTS-2563	Some text is missing from the bottom of the renewal receipt for a token trailer and a large truck on the Print Preview page for the receipt.
RRTS-3645	When processing a Correct Title event, the request is rejected if the vehicle record contains the Registration Invalid remark.
RRTS-4145	When attempting to perform a title transfer for an antique vehicle, the application is charging a delinquent penalty fee of \$250.00.
RRTS-4175	On the Special Plates Information SPL002 page, when attempting to attach a special plate to a vehicle after you have applied for it, the Enter key does not work.
RRTS-4217	During a status change event, an error message displays that references an incorrect Make of the vehicle when attempting to place a Legal Restraint remark in the record.
RRTS-4423	The motorcycle temporary insignia for a specialty plate prints in the incorrect font size (not the small size as expected).
RRTS-5075	Certain 7 character Disabled Veteran (DV) plates have been duplicated.