



System Requirements

Operating System - Required

This application was designed for use on Windows and Macintosh (MAC) operating systems. Other systems such as Linux and Unix may be able to run webSUB but will not be supported.

Internet Connection - Recommended

A high speed internet connection is recommended for webSUB.

Web Address and IP Addresses and Ports - Required





The following URLs and IP addresses along with Port location will be used in accessing webSUB:

<u>URLs</u>	<u>IP Address</u>	<u>Port</u>
https://registration.txdmv.gov/	168.58.208.120	443
https://registration.txdmv.gov/pwmdmvwa/	168.58.208.120	443

Web Browsers - Recommended

This system was designed to be compatible with the latest web browsers. These include Internet Explorer (IE), Firefox, Safari, and Opera.

The following provides additional information on the web browsers we support.

Web Browser	Website	Description
 Internet Explorer	http://www.microsoft.com/ie	Widely used and available on most Windows operating systems.
 Firefox	http://www.mozilla.com/firefox	Widely used and was once the Netscape browser.
 Safari	http://www.apple.com/safari	Designed and developed by Apple for the MAC. Safari is the recommended browser for those using a Macintosh operating system.
 Opera	http://www.opera.com	A very capable browser alternative that has been in existence since 1996.

You can visit any of these browser's websites to confirm you have the latest version installed.

To check your browser version:

Step 1. Open the browser and click "Help"

Step 2. From the pull-down menu click "About [Browser Name]"

Adobe Acrobat Reader - Required

WebSUB uses Adobe Acrobat Reader to display documents. The Reader can be downloaded for free from the Adobe website at <http://get.adobe.com/reader/>.

Approved Printer – Required

A printer approved by your county tax assessor-collector or the Texas Department of Motor Vehicles (TxDMV) is required.

Printers approved by TxDMV to print registration stickers are listed below.

Canon LBP6650DN	HP LaserJet P4015	HP LaserJet 4250dtn	Lexmark MS710
HP LaserJet P2420	HP LaserJet P4015tn	HP LaserJet 4345 MFP	Lexmark MX310dn
HP LaserJet P2430	HP LaserJet 4050	HP LaserJet 5200dtn	Lexmark T652N
HP LaserJet P3005	HP LaserJet 4100 MFP	Lexmark 264dn	Ricoh MP161
HP LaserJet P3015	HP LaserJet 4200dtn	Lexmark E360dn	Ricoh MP171
HP LaserJet P3015n	HP LaserJet P4250	Lexmark MS310	Ricoh MP201
HP LaserJet P3015x			

If you would like to use a printer that is not on this list, please send your request to your county tax assessor-collector with the phrase "webSUB Printer Request" in the email subject line and the brand name and model number of the printer in the body of the email.

Barcode Scanner

If a barcode scanner is required by your Tax Assessor-Collector, it must support PDF- 417 barcodes.

To test your barcode scanner follow these steps:

Step 1. Print this page for reference. The scanning barcode below will be used for testing.

Step 2. Connect your scanner to your computer.

Step 3. Open Word, Notepad, or any text editor that can display text.

Step 4. Scan the following barcode.



If your scanner will support webSUB, you should see a message on your computer "Your Scanner is compatible with WebAgent!"